

Sunil Kumar
203
Ghaziabad
Uttar Pradesh
201001



Dear Sunil Kumar,

AMCAT ID:1001148461

Thanks for appearing for AMCAT on 31 July 2009. This letter will help you understand your performance in AMCAT and identify your strengths and weaknesses in different modules. At the same time, we shall highlight your strengths to various companies on our panel. Many IT and non-IT companies have hired and continue to hire AMCATites.

The AMCAT score is not equal to the number of questions answered correctly as is the case in any other test. Since the test is adaptive, it automatically becomes easy or tough according to your performance in questions. The score is calculated by an advanced statistical engine, which takes into consideration questions difficulty, discrimination, guess probability, time to attempt a question and several other factors.

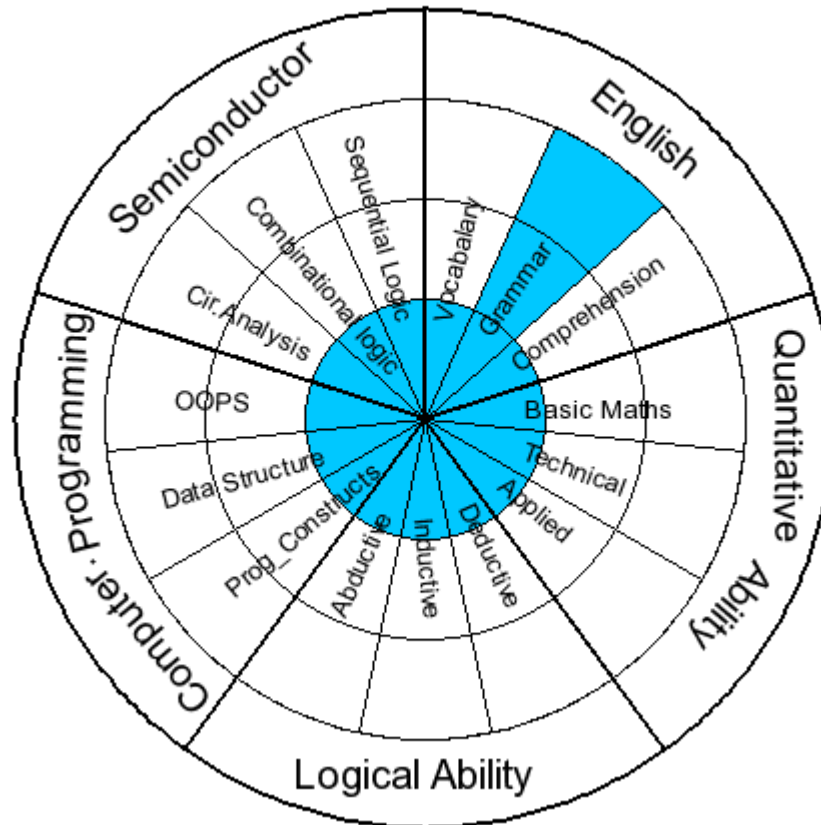
YOUR RESULT

Module	Number of Questions Attempted	Score	Grade	Overall Percentile
English	25	255	C	2.5%
Quantitative Ability(Technical)	25	165	C	0.4%
Logical Ability	24	100	C	0.1%
Computer Programming	25	175	C	0.5%
Electronics & Semiconductor	24	233	C	NA
Finance	27	277	C	NA

- College percentile is your percentile amongst all the students in your college who took AMCAT
- Overall percentile is your percentile amongst all the candidates tested by us nationally till now. If your overall percentile for a module is NA, it means we do not calculate percentile for that module
- If your reported score is -1, it means you attempted less than the minimum number of questions in that section. In such a case no score is reported. A score of -2 means you did not attempt the module. NA: Not Available
- Grade Information: grade tells you where you stand amongst all the people who have taken AMCAT till now.
 - A. First 30%
 - B. Second 30%
 - C. Last 40%

am PERFORMANCE CHAKRA

Our Performance Chakra provides you with a bird's-eye view of your performance in different sections of modules you have attempted. The three levels indicate your performance as poor, average or good.

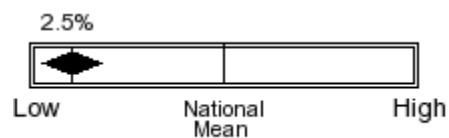


If a module is not colored, it means that either you have not attempted sufficient number of questions in that module or you have not taken or attempted that module.

am DIAGNOSTICS AND GUIDANCE

In this section we analyze your performance in each module you have taken and guide you on how to improve your performance in it.

ENGLISH



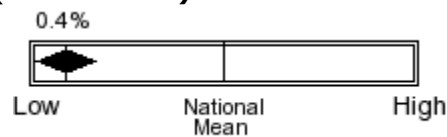
You need to work hard on your English skills. According to our analysis, you have basic understanding of English language structure but you need to develop a habit of reading and communicating in English. Our analysis says that you have difficulty in understanding

written English. You also need to improve your vocabulary in order to understand complex English articles. Skills in reading comprehension and vocabulary go a long way in improving one's overall ability in English. Make sure you read a lot of articles, underline hard words, summarize the article and lastly find and learn meaning of the underlined words.

Tips / Suggestions for You

- Try to play Vocabulary games like Scrabble, Crossword, etc.
- Improve your reading speed. Get into a habit on reading English books before sleeping.

QUANTITATIVE ABILITY (TECHNICAL)

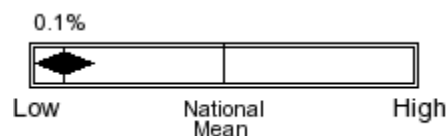


You need to put a lot of effort to improve your Quantitative skills. You need to start from basics. First try to understand solved examples in books and then solve them yourself. Do not read mathematics, practice it and write it. That is the way to learn it. Once you are able to understand solved examples, move on to solving multiple-choice questions. Make sure you re-solve every question which you solve incorrectly in first attempt. Finally, when you succeed in the same, move to solving questions under time constraint. Start from basic algebra, concepts of factorization, divisibility, next move to word problems and finally to advanced concepts such as logarithms, permutation-combination and probability. Good luck!

Tips / Suggestions for You

- Use your tenth standard mathematics books to understand and refresh your basic concepts.
- Always first try to solve the problem yourself. Do not look into the solution directly.
- For word problems, try to jot down what are the given parameters and what is to be found. Then try to relate the two.

LOGICAL ABILITY

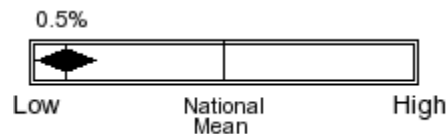


You need to really work hard to improve your performance in this section. Proficiency in logical reasoning is desired in all job profiles since you will need to make decisions based on the available information. To improve, practice different types of questions such as syllogism, blood relations, direction sense, pattern recognition, etc. You can also try your hand at puzzles, which is a great way to have both fun and improvement in your skills. Good luck!

Tips / Suggestions for You

- Try to use a mind map to map out different entities in the problem.
- The only way to get better at inductive reasoning section is to practice lots of questions. So, pick up a standard logical reasoning book and start practicing.
- Abductive reasoning refers to being able to infer a course of action, derive a conclusion, infer underlying assumptions, etc. to a given set of statements. These questions test your ability to take decisions based on information in a real-world scenario. You should read analytical/business magazines and newspapers to improve your abductive reasoning.

COMPUTER PROGRAMMING



You need to put a lot of effort to improve your Computer Programming skills. You need to work extremely hard on your computer programming. Begin with concentrating on basic programming. Try to write small programs in any language of your choice. This will improve your programming skills rapidly and then you can switch over to advanced concepts like object oriented programming and data structures. Proficiency in computer programming is a must for developer role in all software companies. So, if you dream of joining software industry, you cannot afford to have poor programming skills.

Tips / Suggestions for You

- You should begin with concentrating on basic programming. Choose a high-level language like C/C++/Java and try to implement many different programs (pattern/series generation, arithmetic operations, decision-making, use of functions, etc.) on it.
- For studying data structures, we suggest that you refer to the book, "An Introduction to Algorithms" by Cormen, et.al. Remember, only reading the book will not help, you will learn only by implementing various algorithms, examples and problems (from the book) in a programming language of your choice.
- For object oriented programming, you may choose to study the concepts through the medium of C++. We recommend the book "Object Oriented Programming in C++" by Robert Lafore.

ELECTRONICS AND SEMICONDUCTOR

You need to work hard on your Electronics and Semiconductor skills. You are quite weak in this section. Good scores in this section are pre-requisite for short listing in electronics industry companies. If you want to make a career in that industry, please work really hard. Start from basic concepts and then move on to advanced topics. Good luck!

Tips / Suggestions for You

- Brush up concepts of Kirchoff's law and network theorems. Also work on advanced concepts such as managing initial conditions and frequency domain analysis of circuits. Refer to 'Network Analysis' by Van Valkenburg.

- Practice more questions of combinational logic and digital logic.
- Learn active circuit concepts from scratch. Study concepts of BJT, MOSFETs and Op-Amps.

FINANCE

You need to put a lot of effort to improve your Financial skills. You should try to work on Finance extensively. Basic understanding of concepts in Finance is very essential. So, make sure you spend as much time learning and understanding financial terms and concepts. Good luck!

Tips / Suggestions for You

- Brush up your knowledge of investment products.
- Try to understand banking products.
- Read more and more business related articles/magazines.

am REFERENCES

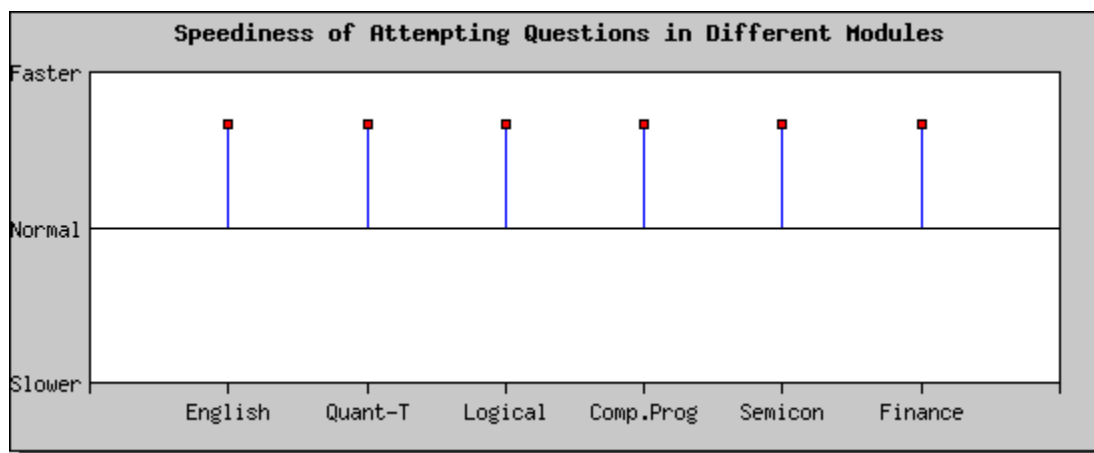
We suggest you following books / links to help you improve in your weak areas. The references are custom generated for you according to your performance in AMCAT.

Subjects	Books/Links
Vocabulary	<ul style="list-style-type: none"> - The Free Dictionary - http://www.thefreedictionary.com/ - Word Power Made Easy by Normal Lewis
Comprehension	<ul style="list-style-type: none"> - The Hindu Newspaper - http://www.hinduonnet.com/ - Reading Comprehension Tips and Techniques - http://tinyurl.com/rc-tut - Reading Strategies - http://tinyurl.com/strategy2read
Basic Mathematics	<ul style="list-style-type: none"> - Elementary Mathematics - http://tinyurl.com/el-arithmetic
Engineering Mathematics	<ul style="list-style-type: none"> - Permutations and Combinations - http://tinyurl.com/per-com - Introduction to Probability - http://tinyurl.com/intro-prob
Applied Mathematics	<ul style="list-style-type: none"> - Word Problems Tips and Strategies - http://www.studygs.net/mathproblems.htm - Translating Word Problems - http://tinyurl.com/word-prob
Deductive Reasoning	<ul style="list-style-type: none"> - Inductive v/s Deductive Reasoning - http://tinyurl.com/id-reasoning - Deductive Reasoning Applications - http://tinyurl.com/ded-reasoning
Inductive Reasoning	<ul style="list-style-type: none"> - An Application of Inductive Reasoning: Number Patterns - http://tinyurl.com/ind-reasoning - Reasoning Skills - http://tinyurl.com/rsng-skill
Abductive Reasoning	<ul style="list-style-type: none"> - Wikipedia article on Abductive Reasoning - http://en.wikipedia.org/wiki/Abductive_reasoning - Abductive Inference - http://tinyurl.com/abd-reasoning

Programming Constructs	<ul style="list-style-type: none"> - MIT's Introduction to Computer Science and Programming - http://tinyurl.com/comp-prg - NPTEL's Introduction to Problem Solving and Programming - http://nptel.iitm.ac.in/video.php?courseId=1017
Data Structure	<ul style="list-style-type: none"> - MIT's Introduction to Algorithms - http://tinyurl.com/intro-algo - NPTEL's Data Structures And Algorithms - http://nptel.iitm.ac.in/video.php?courseId=1074
OOPS and Complexity Theory	<ul style="list-style-type: none"> - Introduction to Object-Oriented Programming Using C++ - http://tinyurl.com/intro-oops - Object Oriented Programming Concepts - http://tinyurl.com/oop-concepts
Sequential Logic	- MIT's Computation Structures - http://tinyurl.com/cs-logic
Combinational Logic	- MIT's Computation Structures - http://tinyurl.com/cs-logic
Circuit Analysis	- MIT's Circuits and Electronics - http://tinyurl.com/cir-elect
Investment Product	- Investopedia's tutorial on Investing - http://tinyurl.com/invst-tut
Banking Product	- http://tinyurl.com/invst-tut
Basic Economics and Taxation	- http://tinyurl.com/invst-tut

am TIME ANALYSIS

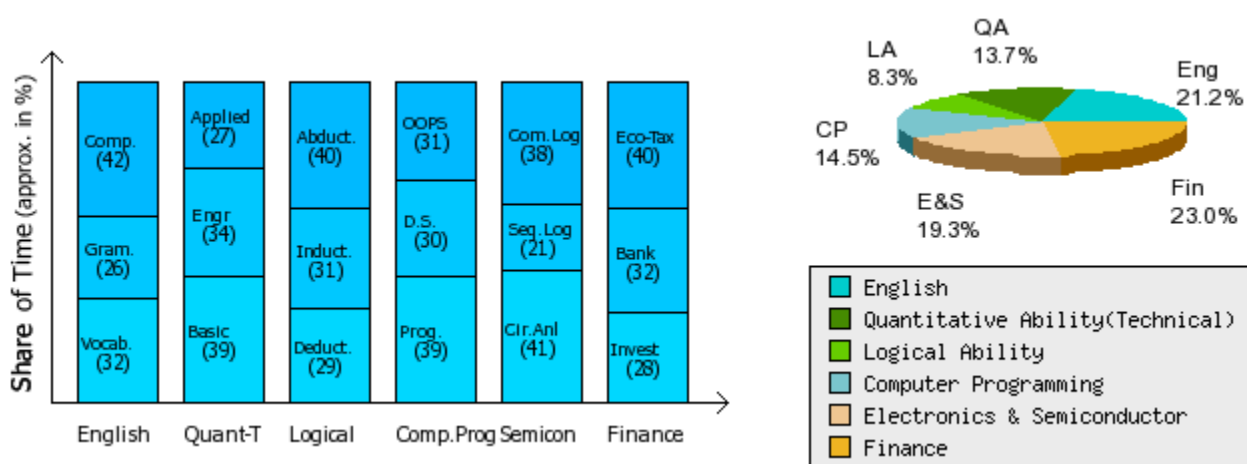
This section tells you about how you have spent the allotted time in taking AMCAT. The graph below gives you an idea about your speed in attempting the questions in different modules. We compare your speed with general population and tell you whether you were faster (upward facing bar) or slower (downward facing bar) or normal (no bar) at attempting questions.



As compared to general population, you were quite fast in attempting questions in Finance, Electronics & Semiconductor, Computer Programming, Logical Ability, Quantitative Ability(Technical) and English.

am SUGGESTED TIME SCHEDULE

Based on your performance, we suggest how much time approximately you need to spend on studying a particular section of a module in a week. The bar graph shows the time you need to devote to each topic in a section, while the pie chart suggests how you should divide your time across different sections.



We cannot comment for modules with scores 0, -1 or -2

am JOB MATCH FOR YOU

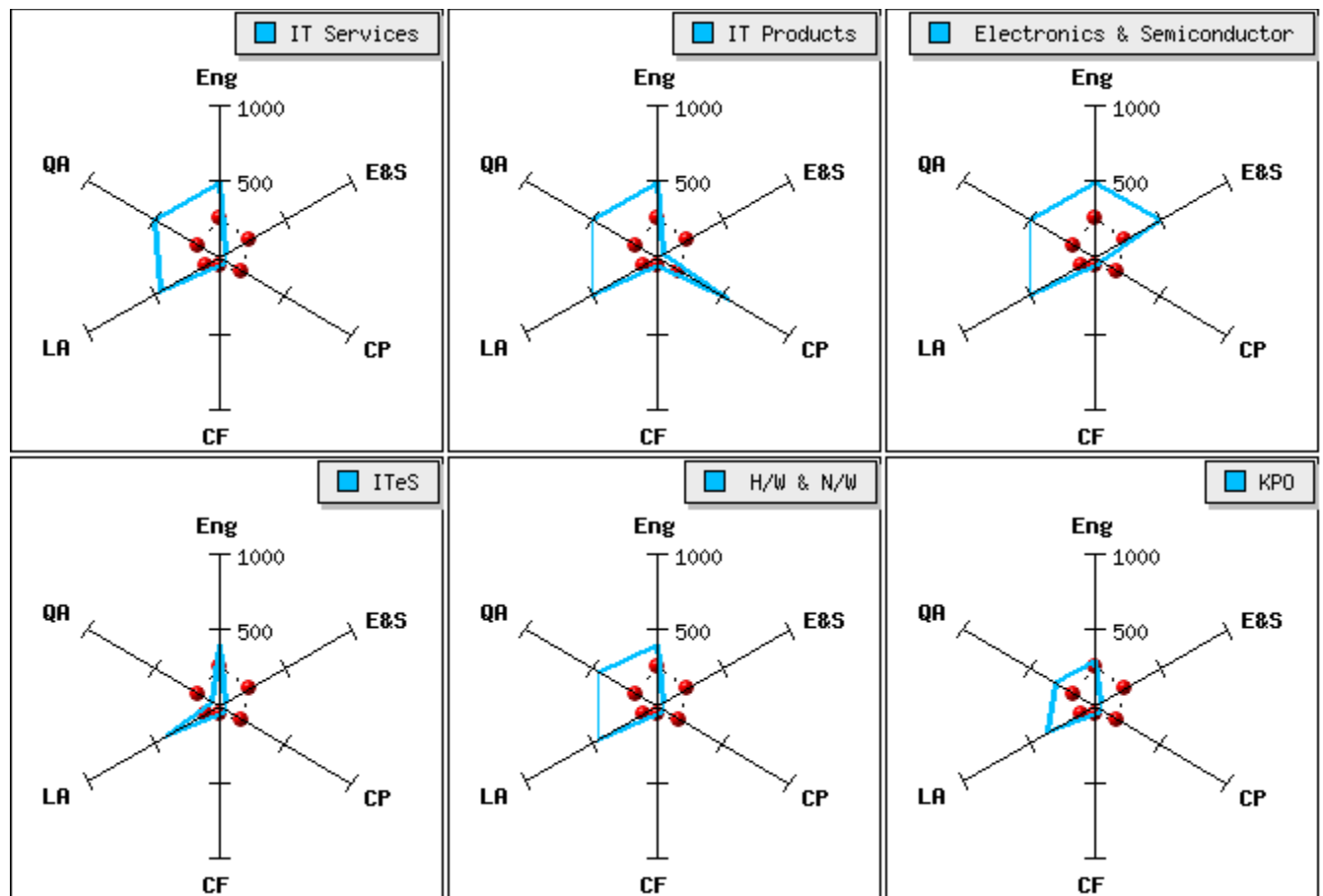
Our advance job matching engine provides you with a list of job profiles and your chances of getting selected for those profiles.

Job profile	Your chance of selection for these job profiles	Job profile criteria and areas to work on for improving your chances
IT Services	Low	These companies are basically looking for good English and Logical skills with average Quantitative ability. You have to work hard in English, Quantitative Ability and Logical Ability.
IT Products	Low	These companies are basically looking for good Programming, Logical and Quantitative abilities. You have to work hard in English, Quantitative Ability, Logical Ability and Computer

		Programming.
Electronics & Semiconductor	Low	These companies look for candidates having good knowledge of Electronics and Semiconductors with good Logical and Quantitative abilities. You have to work hard in English, Quantitative Ability, Logical Ability and Electronics & Semiconductor.
ITeS	Low	These companies look for candidates proficient in English with good Logical and Quantitative abilities. You have to work hard in English and Logical Ability.
H/W & N/W	Low	These companies are basically looking for candidates with good English and average Logical abilities. You have to work hard in English, Quantitative Ability and Logical Ability.
KPO	Low	These companies look for candidates having basic knowledge of English and good Quantitative and Reasoning abilities. You have to work hard in English, Quantitative Ability and Logical Ability.

SELECTION COMPARATOR

This graph shows you the minimum cut-off for every job profile (marked with lines) in each module and your score, which is represented by a **dot**. You can compare different job profiles cutoffs with your score to get an idea about which profile are you eligible for.



am CONTACT US

We hope this feedback report was of great help in knowing and understanding your performance in different modules and your weak areas. We are sure the tips, references, suggested time schedule listed in the report help you. If you have any questions or feedback, please feel free to mail us at feedback@aspiringminds.in

Thanking you

Aspiring Minds Representative