

GENERAL NOTES

Property description based on information supplied by client. Relocation of existing incoming services shall be in accordance with local utility's specifications.

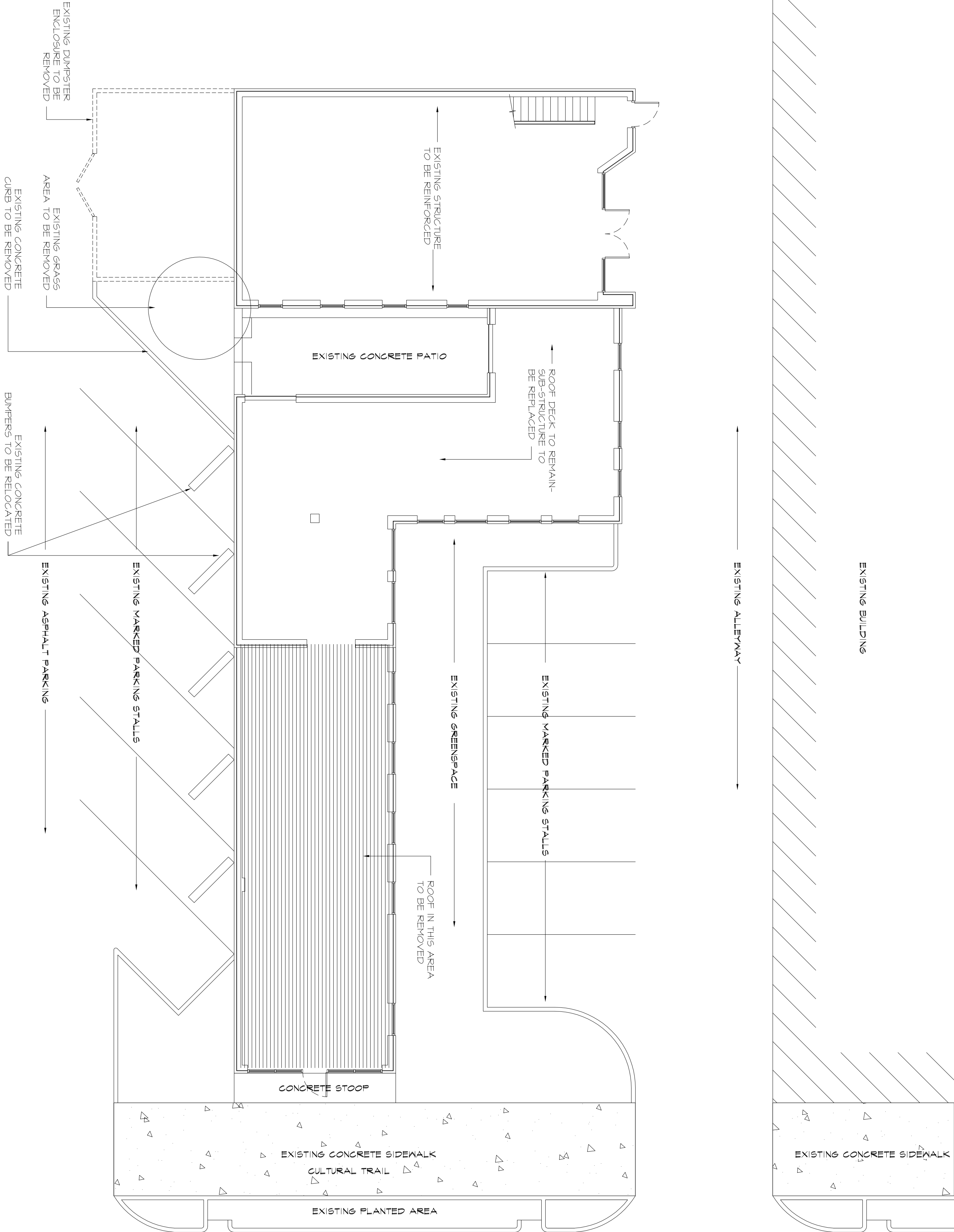
All existing and pending structures, including underground pipes and utilities, shall be properly protected at all times by the each Sub-Contractor. Existing features shall be located by each respective Sub-Contractor for specific scope and field verified with existing conditions.

All building construction work, alterations, repairs, and mechanical installations connected therewith shall comply with all the State Building Rules and Regulations. Local Ordinances shall be followed. This includes the latest editions of the following volumes of the State Building Codes: UBC, IMC, IEC, LSC, OSHA, together with the latest revised building code of the applicable Federal, State, City, and County, etc.


This project has been designed under the 2012 International Building Code as amended and adopted by the State of Florida. The Contractor(s) shall verify that all work is in conformance with the applicable Codes and Regulations. If any unresolvable conflicts arise as to the intent of these designs or construction, it is hereby agreed by all parties that the rules of the American Arbitration Association shall apply. The designs and specifications shown in Drawings and provisions of the Codes and Regulations, the Code and Regulation requirements shall apply.

The owner shall notify the Registered Architect/Engineer promptly in completion so that the final inspection can be scheduled from the State of Florida before occupancy in accordance with State Statutes.

Drawings are diagrammatic and schematic and indicate the general arrangement only. Each Sub-Contractor shall make his work complete and perfect in all respects, and every operation shall be required to be performed in a workmanlike manner. If not clearly specified, all work shall be installed by each Sub-Contractor without additional expense to the Owner. Drawings are at such a scale that it is not possible to indicate offsets, fittings, and accessories which may be required by each respective Sub-Contractors.



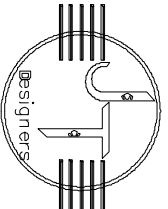
N. COLLEGE AVE.



EXISTING
ARCHITECTURAL
SITE PLAN
SCALE: 1" = 20'

REMODEL
SQ. FT.: MIXED USE
CONSTR.: II-B

These drawings indicate the general scope of the project in terms of architectural design. They are not intended to be a contract. The owner is responsible for obtaining all necessary permits and approvals from the appropriate authorities. The owner is also responsible for obtaining all necessary insurance and bonding. The owner is also responsible for obtaining all necessary approvals from the appropriate authorities. The owner is also responsible for obtaining all necessary approvals from the appropriate authorities.



JT DESIGNERS, INC.
PLANNING CONSULTANTS
338 INDIANAPOLIS, IN 46203
PH: 317-828-1166 FAX: 317-493-1805
email: jtdesigners@jtdesigners.com

ISSUE:
IHPC COMMISSION REVISIONS 01/05

TITLE:

ARCHITECTURAL
SITE PLAN

SHEET:
AS 1

PROPOSED DESIGN FOR:

720 N. COLLEGE AVE
SHELL CONDITIONS

720 N. COLLEGE AVE.
INDIANAPOLIS, IN 46202

DATE
12/04/14

ISSUE
IHPC

SEAL

JACK P. MORGAN
AIA CSI - ARCHITECT

6555 AINTREE PLACE
INDIANAPOLIS, IN 46250-4423
PH: 317-508-4516 FAX: 317-576-1081
email: morwalsop1@aol.com

boaz

BOAZ CONSTRUCTION
4201 MILLERSVILLE RD
INDIANAPOLIS, IN 46205
317-501-3187

ZINK ARCHITECTURE
AND DEVELOPMENT
6655 SENSE LANE
INDIANAPOLIS, IN 46228
317-708-2008

