
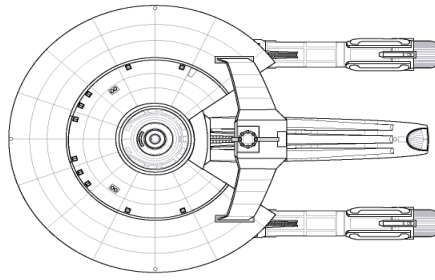



Star Trek Axanar Korolev Class VIII Heavy Cruiser



CONSTRUCTION DATA:

Class:	VIII	VIII
Model Number:	Mk I	Mk II
Date Entering Service	2235	2239
Number Constructed	21	8

HULL DATA

Superstructure:	19	22
Damage Chart:	C	C
Dimensions:		
Length:	179m	179m
Width:	122m	122m
Height:	47m	47m
Weight:	108265 mt	118789 mt
Cargo Specs		
Total SCU:	250 SCU	270 SCU
Cargo Capacity:	12140 mt	13140 mt
Landing Capacity:	NO	NO

EQUIPMENT DATA

Computer Type:	M2	M2
Cloaking Device/ECM:	None	None
Power to Engage:		
Transporters-		
6-person:	2	2
20-person Combat:	2	2
22-person Emergency:	2	3
Cargo	2	3

OTHER DATA

Crew:	241	264
Passengers:	20	20
Troops:	25	25
Shuttlecraft-	4	4

ENGINE AND POWER -

Total Power Available:	30	33
Movement Point Ratio:	4/1	4/1
Warp Engine Type:	FWDR-5	FWDR-6
Number:	2	2
Power Units:	26	28
Stress Chart:	Q/O	P/O
Max Safe Cruising Speed:	4	5
Emergency Speed:	5	6
Impulse Engine Type:	FIMP-4	FIMP-5
Number:	1	1
Power Units:	4	5

WEAPONS/DEFENSE

Beam Weapon:	FPHC-3b	FPHC-4
Firing Arcs:	2 F/P, 2 F/S	2 F/P, 2 F/S
Firing Chart:	G	H
Maximum Power:	3	4
Damage Modifiers		
+3		
+2	(1-2)	(1-2)
+1	(3-6)	(3-6)

Torpedo Type:	FPT-205	FPT-208
Firing Arcs:	2F, 2A	2F, 2A
Firing Chart:	E	F
Power To Arm:	2	2
Damage:	5	8

Shields-

Shield Type:	FSH1109	FSH1110
Shield Point Ratio:	1/1	1/1
Maximum Shield:	9	10

Combat Efficiency

D-	50.8	57.6
WDF-	8.4	13.2

NOTES:

Original CGI design by Tobias Richter
 Redraw by Joe Homoki www.ufc465537.scificities.com
 Special thanks to Lee Wood @ Morena Shipyards, for chartless system
 Special thanks to Bryan Jecko @ tacticalstarshipcombat.com and
 FasaStarTrekUniverse et al. for formulas and formats