

# Destroyer

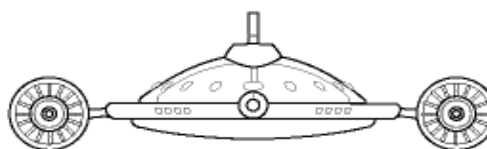
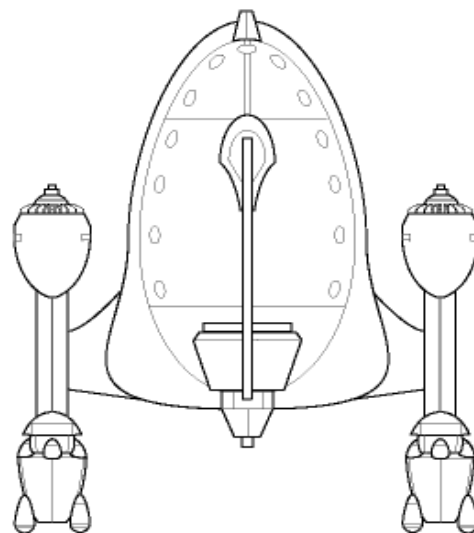
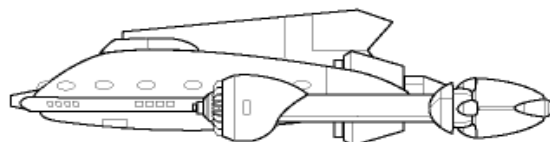


L-20 SKIM HAWK CLASS

ROMULAN VESSEL

<b>Classification:</b>	Destroyer	Destroyer	Destroyer	Destroyer
<b>Class:</b>	V	V	V	V
<b>Model:</b>	Type 1	Type 2	Type 3	Type 4
<b>Class Commission Date:</b>	2141	2146	2151	2157
<b>Number Proposed:</b>				
Constructed:	300	175	100	250
Lost:	2	10	28	30
Destroyed:	28	13	70	65
Scrapped:	4	12	14	20
Training:	6	4	5	12
Captured:	-	-	-	-
Sold:	2	-	-	-
<b>Superstructure:</b>	10	10	10	9
<b>Damage Chart:</b>	C	C	C	C
<b>Dimensions:</b>				
Length:	104m	104m	104m	104m
Width:	85m	85m	85m	85m
Height:	26m	26m	26m	26m
<b>Displacement:</b>	57950 mt	58550 mt	59300 mt	56850 mt
<b>Cargo Specs</b>				
Total SCU:	70 SCU	70 SCU	70 SCU	70 SCU
Cargo Capacity:	3500 mt	3500 mt	3500 mt	3500 mt
<b>Computer Type:</b>	R1L	R1L	R1L	R1L
<b>Landing Capacity:</b>	None	None	None	None
<b>Cloaking Device/ECM:</b>	None	None	None	None
Power to Engage:				
<b>Transporters-</b>				
7-person:	1	1	1	1
28-person Combat:	-	-	-	-
14-person Emergency:	1	1	1	1
cargo:	2	2	2	2
<b>Laboratories:</b>				
Brigs:	5	5	5	5
Replicators:	2	2	2	2
<b>Shuttlecraft-</b>				
Light Shuttle:	4	4	4	4
Standard Shuttle:	2	2	3	3
Heavy Shuttle:	-	-	-	-
Cargo Shuttle:	-	-	-	-
Combat Shuttle:	-	-	2	2
Fighters:	-	-	-	-
<b>Ships Complement:</b>	78	79	80	77
Officers:	16	16	16	15
Enlisted:	63	63	64	61
Troops:	-	-	-	-
Passengers:	-	-	-	-
<b>ENGINEERING-</b>				
Total Power Available:	26	27	27	27
Movement Point Ratio:	3/1	3/1	3/1	3/1
<b>Warp Engine Type:</b>	RFTL-2	RFTL-2	RFTL-2	RFTL-5A
Number:	2	2	2	2
Power Units:	12	12	12	12
<b>Stress Chart:</b>				
Optimum Speed:	Warp 1.69	Warp 1.68	Warp 1.67	Warp 1.95
Max Safe Cruising:	Warp 2	Warp 2	Warp 2	Warp 2.5
Emergency Speed:	Warp 3	Warp 3	Warp 3	Warp 3.5
Maximum Speed:	Warp 3.13	Warp 3.03	Warp 3.03	Warp 3.64
<b>Impulse Engine Type:</b>	RNSP-1B	RNSP-3A	RNSP-3A	RNSP-3A
Power Units:	2	3	3	3
<b>WEAPONS/DEFENSE</b>				
<b>Beam Weapon:</b>	RDB-1	RDB-2	RDB-2	RDB-2
Firing Arcs:	2F/P,2F/S	2F/P,2F/S	2F/P,2F/S,1A	2F/P,2F/S
Firing Chart:	A	C	C	C
Maximum Power:	1	1	1	1
Damage Modifiers				
+3	-	-	-	-
+2	-	-	-	-
+1	(1-2)	(1-2)	(1-2)	(1-2)
<b>Torpedo Type:</b>	RM-C1	RM-C1	RM-C2	RPC-1
Firing Arcs:	1F	1F	F	F
Firing Chart:	A	A	A	C
Power To Arm:	4	4	4	6
Damage:	RC-2	RC-2	RC-4	RC-1
Stock:	5	5	5	-
<b>Torpedo Type:</b>	None	None	None	None
Firing Arcs:	-	-	-	-
Firing Chart:	-	-	-	-
Power To Arm:	-	-	-	-
Damage:	-	-	-	-
Stock:	-	-	-	-

<b>Torpedo Type:</b>	None	None	None	None
Firing Arcs:	-	-	-	-
Firing Chart:	-	-	-	-
Power To Arm:	-	-	-	-
Damage:	-	-	-	-
Stock:	-	-	-	-
<b>Shields-</b>				
Shield Type:	RDS1	RDS1	RDS1	RDS1
Shield Point Ratio:	2/1	2/1	2/1	2/1
Maximum Shield:	1	1	1	1
<b>Combat Efficiency</b>				
D-	19.3	19.6	19.6	18.1
WDF-	2.2	2.6	3.5	6.6



Ship design: J.Homoki  
Charts: Steve Bacon, et al., Vintage Starships  
Sheet design: Bryan Jecko, et al., TacticalStarshipCombat