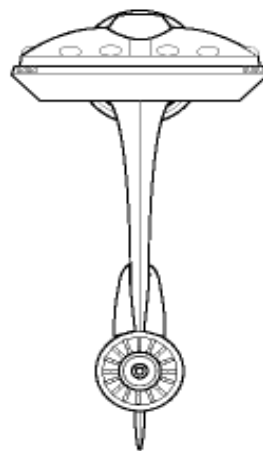
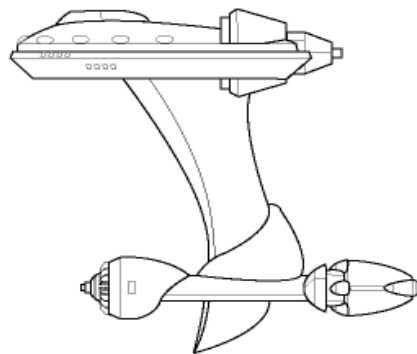
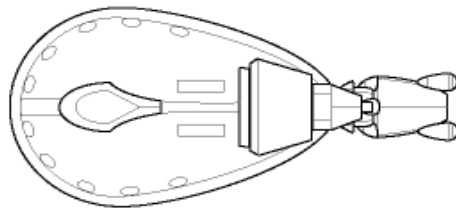


SCOUT

Classification:	Scout	Scout	Scout	Scout
Class:	IV	IV	V	V
Model:	Type 1	Type 2	Type 3	Type 4
Class Commission Date:	2138	2142	2147	2155
Number Proposed:				
Constructed:	250	150	200	300
Lost:	70	28	6	22
Destroyed:	111	69	72	140
Scrapped:	5	1	-	58
Training:	-	-	-	2
Captured:	-	-	-	-
Sold:	-	-	-	-
Superstructure:	7	8	9	12
Damage Chart:	C	C	C	C
Dimensions:				
Length:	76m	76m	82m	84m
Width:	41m	41m	41m	41m
Height:	76m	76m	76m	76m
Displacement:	37050 mt	38950 mt	56350 mt	58450 mt
Cargo Specs				
Total SCU:	50 SCU	50 SCU	70 SCU	70 SCU
Cargo Capacity:	2500 mt	2500 mt	3500 mt	3500 mt
Computer Type:	R1L	R1L	R1L	R2L
Landing Capacity:	None	None	None	None
Cloaking Device/ECM:	None	None	None	None
Power to Engage:				
Transporters-				
7-person:	-	-	1	1
28-person Combat:	-	-	-	-
14-person Emergency:	-	-	1	1
cargo:	1	1	2	2
Laboratories:				
Brigs:	3	3	5	5
Replicators:	1	1	2	2
Shuttlecraft-				
Light Shuttle:	2	2	2	2
Standard Shuttle:	-	-	1	1
Heavy Shuttle:	-	-	-	-
Cargo Shuttle:	-	-	-	-
Combat Shuttle:	-	-	-	-
Fighters:	-	-	-	-
Ships Complement:	50	53	76	79
Officers:	10	11	15	16
Enlisted:	40	42	61	63
Troops:	-	-	-	-
Passengers:	-	-	-	-
ENGINEERING-				
Total Power Available:	7	7	12	14
Movement Point Ratio:	2/1	2/1	3/1	1/1
Warp Engine Type:	RFTL-1	RFTL-1	RFTL-4	RFTL-6
Number:	1	1	1	1
Power Units:	6	6	9	12
Stress Chart:				
Optimum Speed:	Warp 1.67	Warp 1.64	Warp 1.96	Warp 2.18
Max Safe Cruising:	Warp 2	Warp 2	Warp 2.5	Warp 3
Emergency Speed:	Warp 3	Warp 3	Warp 3.5	Warp 4
Maximum Speed:	Warp 3.13	Warp 3.03	Warp 3.64	Warp 4.03
Impulse Engine Type:	RNSP-1A	RNSP-1A	RNSP-3A	RNSP-1B
Power Units:	1	1	3	2
WEAPONS/DEFENSE				
Beam Weapon:	RDB-1	RDB-2	RDB-2	RDB-4
Firing Arcs:	2F	1P,2F,1S	1P,2F,1S	1P,2F,1S
Firing Chart:	A	C	C	D
Maximum Power:	1	1	1	2
Damage Modifiers				
+3	-	-	-	-
+2	-	-	-	-
+1	(1-2)	(1-2)	(1-2)	(1-3)
Torpedo Type:	None	None	None	None
Firing Arcs:	-	-	-	-
Firing Chart:	-	-	-	-
Power To Arm:	-	-	-	-
Damage:	-	-	-	-
Stock:	-	-	-	-
Torpedo Type:	None	None	None	None
Firing Arcs:	-	-	-	-
Firing Chart:	-	-	-	-
Power To Arm:	-	-	-	-
Damage:	-	-	-	-
Stock:	-	-	-	-

Torpedo Type:	None	None	None	None
Firing Arcs:	-	-	-	-
Firing Chart:	-	-	-	-
Power To Arm:	-	-	-	-
Damage:	-	-	-	-
Stock:	-	-	-	-
Shields-				
Shield Type:	RDS1	RDS1	RDS2	RDS1
Shield Point Ratio:	2/1	2/1	2/1	2/1
Maximum Shield:	2	2	2	1
Combat Efficiency				
D-	0.1	0.3	0.3	0.7
WDF-	15.8	17.2	18.9	28.2
	0.6	1.6	1.6	2.4



50 meters

Ship design: J.Homoki
Charts: Steve Bacon, et al., Vintage Starships
Sheet design: Bryan Jecko, et al., TacticalStarshipCombat