



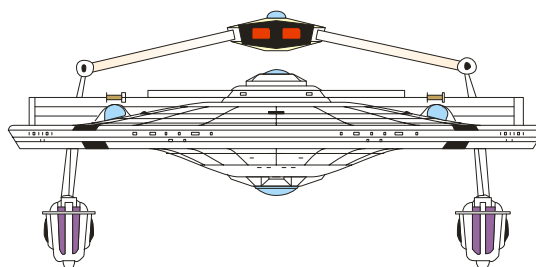
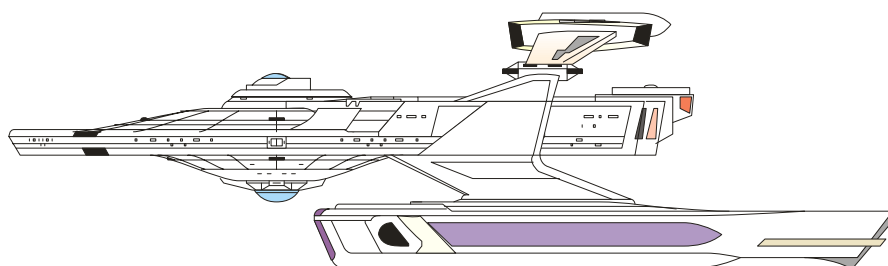
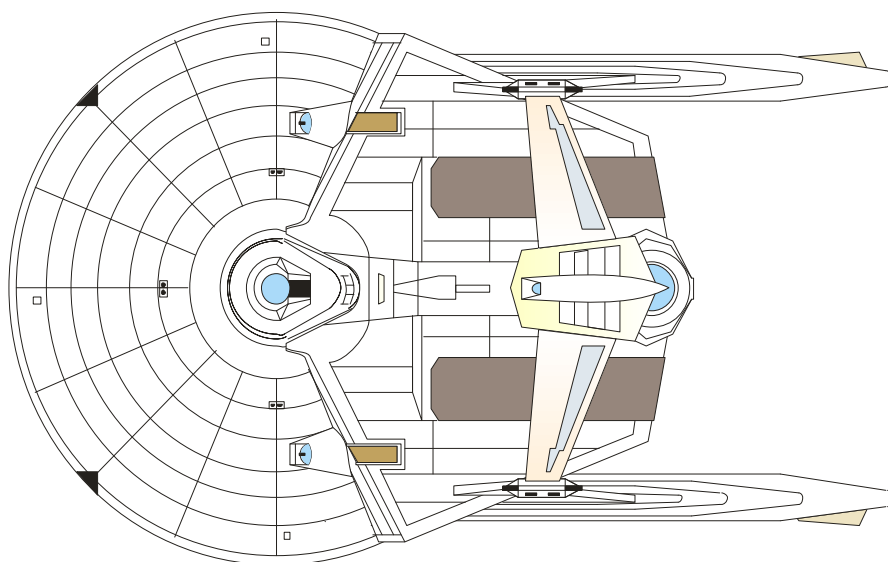
FEDERATION STARSHIPS : STARFLEET





AVENGER CLASS HEAVY CRUISER

1 : 2000

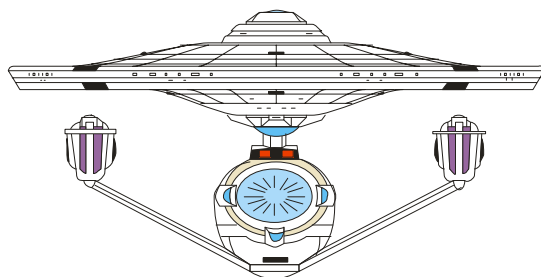
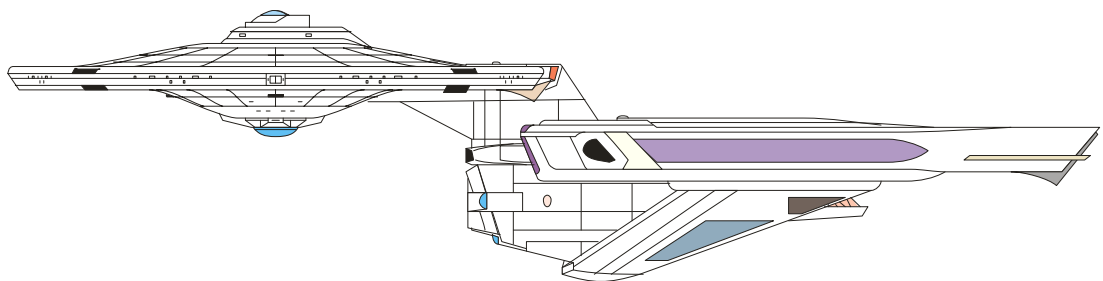
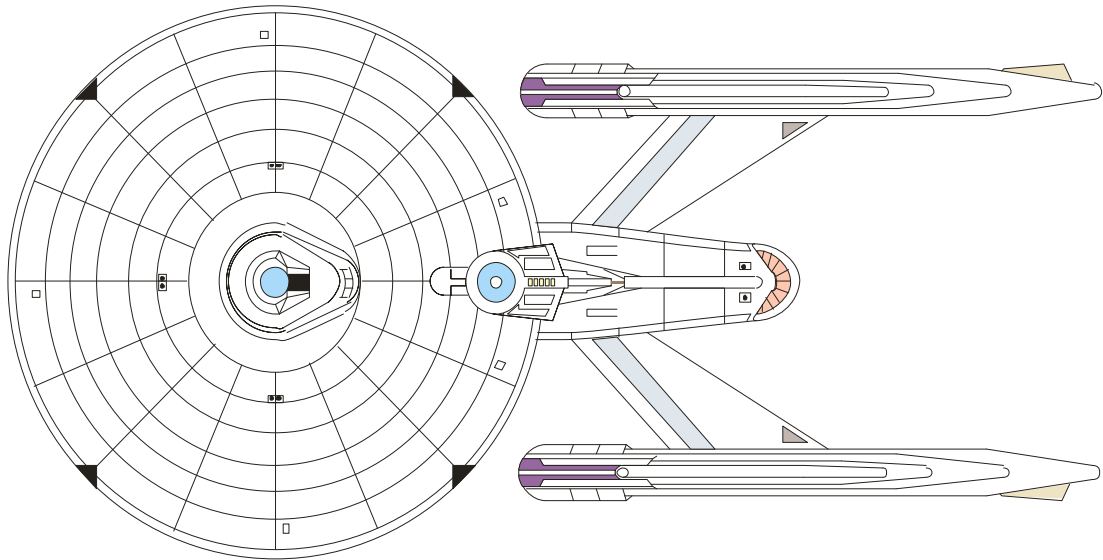


Originally refitted from the Surya Class Heavy Cruiser, these ships were designed to provide improved defensive capabilities to Star Fleet's class one ships. The first design to use both mega-phasers and photon torpedoes to give increased all around firepower. It was found that the mega-phasers had an enormous power drain, leading designers to fit a large impulse drive. Another new feature was the "roll-bar" weapons pod, which allowed the installation of a hot (pre-armed) torpedo magazine, well away from the hull. This class is followed by the Cayne Class Heavy Cruiser, which are new construction "Avengers". This basic hull design was also used as the basis for the Miranda Class Star Cruiser.

| | Avenger | |
|-----------------|--|--|
| Size | | |
| Dimensions | 235 x 142 x 66 | |
| Hull spaces | 330 | |
| Structure | | |
| Shields | Rated 100 | |
| Superstructure | 96 | |
| Power & Speed | | |
| Warp drive | 125 GW | |
| Impulse | 54 GW | |
| Auxiliary | 4 GW | |
| Cruising speed | W 7.5 | |
| Emergency speed | W 9.5 | |
| P-W ratio | 13 : 1 | |
| Complement | 370 | |
| Shuttles | 16 | |
| Armament | FH3+ 4 F 4 P 4 S FHM 2 P+ 2 S+ FP6 2 F 2 A | |
| SYSTEMS | S ₄ 25 A ₄ 24 W ₅ 25 I ₃ 18 B 4 Q 39 X ₅ 4 C ₅ 4 L ₅ 4 V 16 Tr 4 Tb 3 H 20 Mg 4 Mg _H 2 | |

BELKNAP CLASS HEAVY CRUISER

1 : 2000

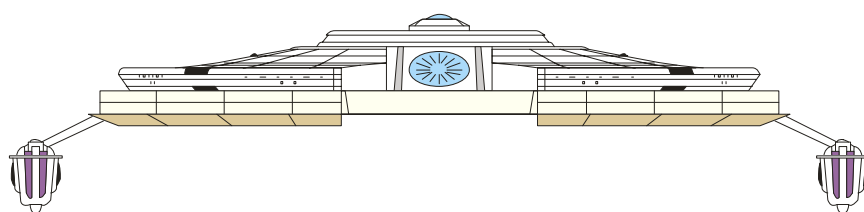
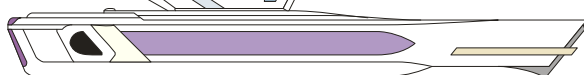
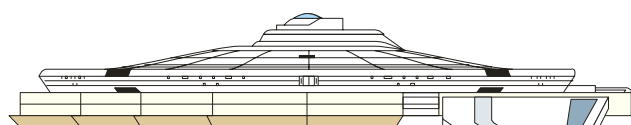
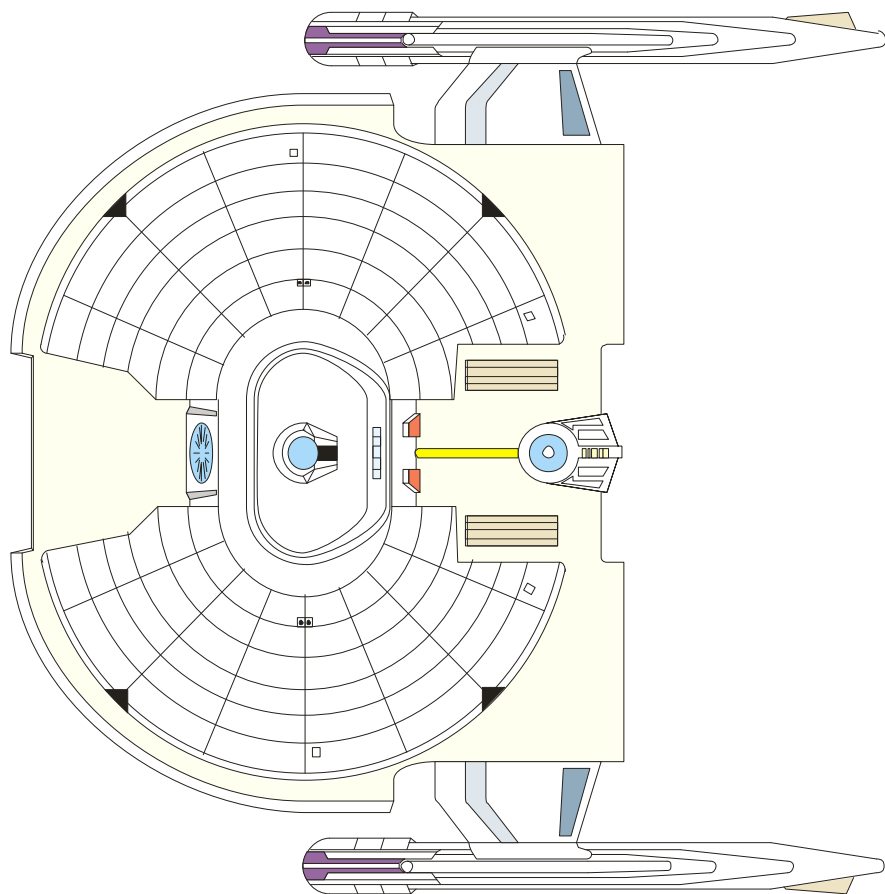


Designed to replace the Enterprise Class Heavy Cruiser in patrol duties, these ships were designed to enhance the military capabilities of Tac-Fleet. This class will free the more scientifically versatile cruisers for exploration duty while maintaining the Heavy Cruiser presence. The class is based upon the prototype Decatur class, and the design forms the basis of the Ascension Class Dreadnought

| | Belknap | |
|-----------------|---|----|
| Size | | |
| Dimensions | 290 x 142 x 70 | |
| Hull spaces | 275 | |
| Structure | | |
| Shields | Rated 100 | |
| Superstructure | 68 | |
| Power & Speed | | |
| Warp drive | 110 GW | |
| Impulse | 36 GW | |
| Auxiliary | 4 GW | |
| Cruising speed | W 8.0 | |
| Emergency speed | W 10.0 | |
| P-W ratio | 11.0 : 1 | |
| Complement | 330 | |
| Shuttles | 7 | |
| Armament | FH3+ 4 F 4 P 4 S 4 O FP6 2 F 1 A | |
| SYSTEMS | S ₄ | 25 |
| | A ₄ | 17 |
| | W ₅ | 22 |
| | I ₃ | 12 |
| | B | 4 |
| | Q | 35 |
| | X ₅ | 6 |
| | C ₅ | 5 |
| | L ₅ | 4 |
| | V | 7 |
| | Tr | 4 |
| | Tb | 2 |
| | H | 16 |
| | Mg | 6 |

BRENTON CLASS HEAVY CRUISER

1 : 2000

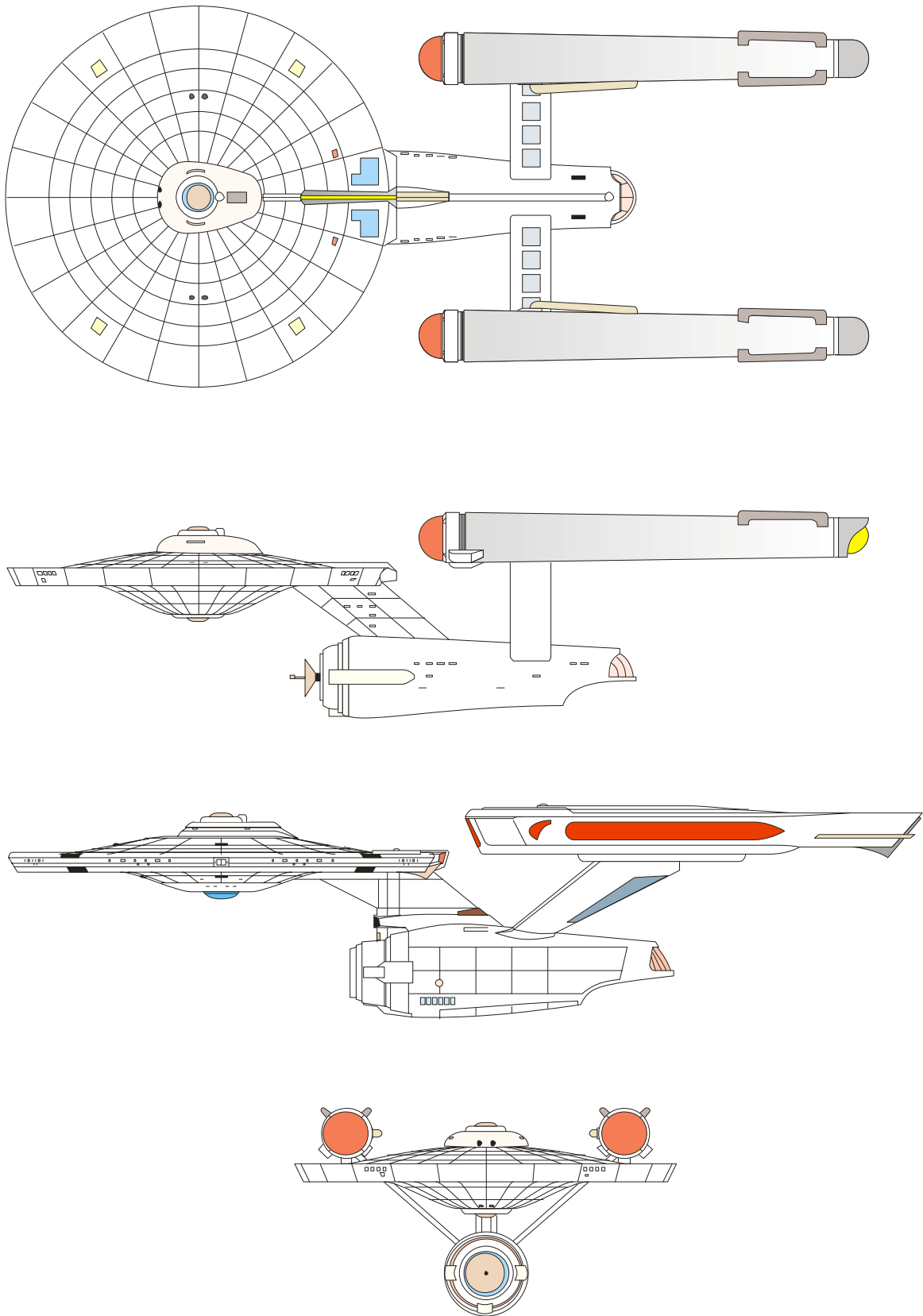


Designed to meet the needs of a scout ship heavier than an escort or destroyer class the Brenton was unveiled on Stardate 8922. Originally designed for both the Galactic Exploration and Deep Space fleet, the all phaser armament proved to be inadequate for both roles. Also questionable was the proprietary shield system that was installed, to keep costs down. The two "Opera 1" sensors did perform properly. The Norton was fitted with surplus photon torpedoes to increase firepower after surviving a serious combat situation. All later construction vessels were equipped with additional phasers and photon torpedoes. Original plans were for 145 vessels, but due to the dismal combat performance only 47 ships were built.

| | Brenton | | Norton | |
|-----------------|-------------------------------|----|---|----|
| Size | | | | |
| Dimensions | 232 x 228 x 51 | | 232 x 228 x 51 | |
| Hull spaces | 325 | | 330 | |
| Structure | | | | |
| Shields | Rated 70 | | Rated 80 | |
| Superstructure | 80 | | 80 | |
| Power & Speed | | | | |
| Warp drive | 120 GW | | 120 GW | |
| Impulse | 36 GW | | 36 GW | |
| Auxiliary | 4 GW | | 4 GW | |
| Cruising speed | W 7.0 | | W 7.0 | |
| Emergency speed | W 9.0 | | W 9.0 | |
| P-W ratio | 13.0 : 1 | | 13.0 : 1 | |
| Complement | 280 | | 285 | |
| Shuttles | 12 | | 10 | |
| Armament | FH3+ 4 F 2 P 2 S 2 A | | FH3+ 4 F 2 P 2 S 2 A 2 O FP5 2 F | |
| SYSTEMS | S ₃₊ | 20 | S ₄ | 20 |
| | A ₄ | 20 | A ₄ | 20 |
| | W ₅ | 24 | W ₅ | 24 |
| | I ₃ | 12 | I ₃ | 12 |
| | B | 4 | B | 4 |
| | Q | 30 | Q | 30 |
| | X ₅ | 7 | X ₅ | 7 |
| | Xs ₅ | 50 | Xs ₅ | 50 |
| | C ₅ | 5 | C ₅ | 5 |
| | L ₅ | 14 | L ₅ | 12 |
| | V | 12 | V | 10 |
| | Tr | 4 | Tr | 4 |
| | Tb | 3 | Tb | 3 |
| | H | 42 | H | 35 |
| | | | Mg | 2 |

CONSTITUTION CLASS HEAVY CRUISER

1 : 2000

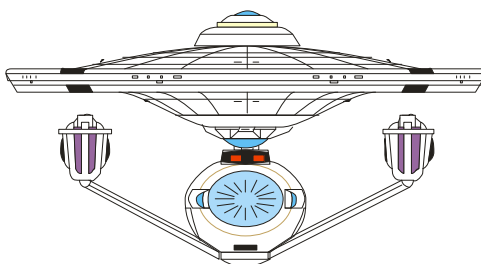
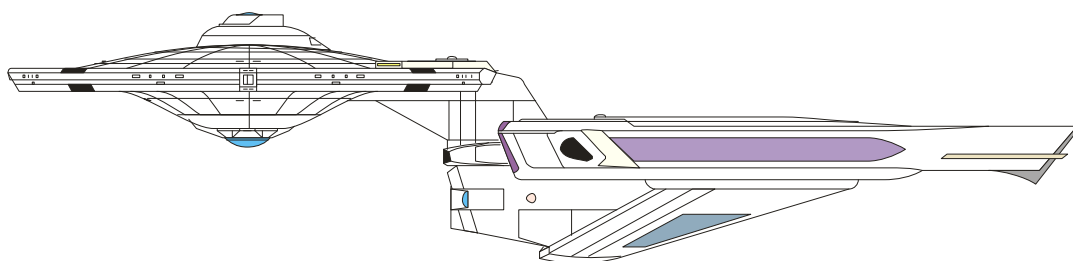
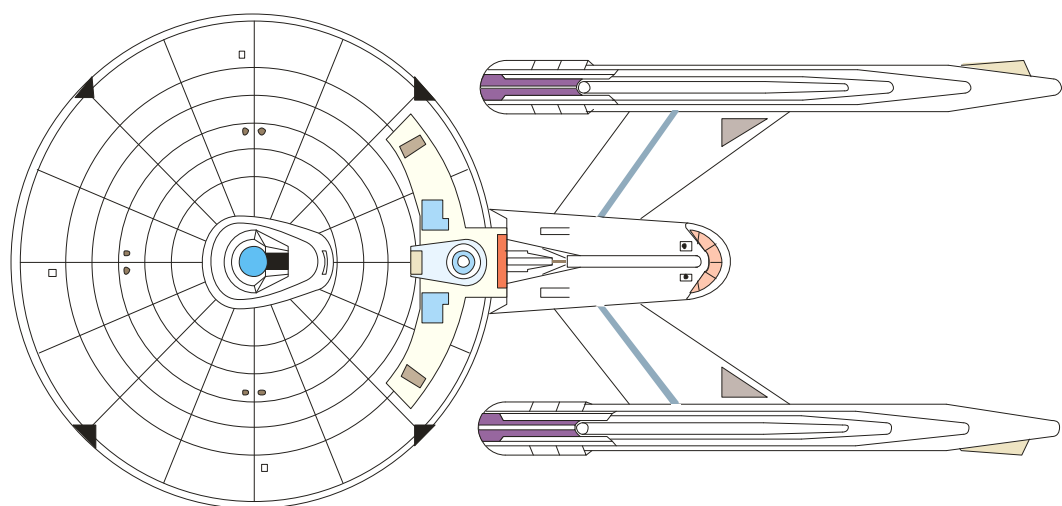


The U.S.S. Constitution heralded in the new Class 1 fleet. The ship was the first to be designed to take advantage of the new DiLithium focused warp drives and other breakthroughs in starship design and technology. Built as Heavy Cruisers, this class set a new standard in starship classification and soon relegated previous ship types to the reserve. The addition of phasers and photon torpedoes during the Four-Years War completed the changeover to the new 'Class 1' fleet design. The Constitution (II) class is one of three ship classes that came from the **x-cruiser** retrofit program.

| | Initial Configuration | Phaser Refit | Constitution II |
|-----------------|---|---|---|
| Size | | | |
| Dimensions | 288 x 127 x 69 | 288 x 127 x 70 | 300 x 138 x 72 |
| Hull spaces | 240 | 250 | 285 |
| Structure | | | |
| Shields | Rated 54 | Rated 60 | Rated 88 |
| Superstructure | 45 | 45 | 60 |
| Power & Speed | | | |
| Warp drive | 72 GW | 80 GW | 110 GW |
| Impulse | 24 GW | 24 GW | 36 GW |
| Auxiliary | 4 GW | 4 GW | 4 GW |
| Cruising speed | W 6.0 | W 6.0 | W 8.0 |
| Emergency speed | W 7.5 | W 8.0 | W 9.5 |
| P-W ratio | 9.5 : 1 | 10 : 1 | 11.5 : 1 |
| Complement | 400 | 430 | 420 |
| Shuttles | 7 | 7 | 8 |
| Armament | FLC+ 2 F 2 P 2 S 2 O FAC4 4 F | FH3 2 F 2 P 2 S 2 O FP2 2 F | FH3+ 4 F 4 P 4 S 2 O FP6 2 F |
| SYSTEMS | S ₃ 18 A ₃ 15 W ₄ 18 I ₂ 12 B 4 Q 42 X ₄ 6 C ₄ 5 L ₄ 10 V 7 Tr 4 Tb 2 H 20 | S ₃ 20 A ₃ 15 W ₄ 20 I ₂ 12 B 4 Q 45 X ₄ 6 C ₄ 5 L ₄ 10 V 7 Tr 4 Tb 2 H 17 Mg 3 | S ₄ 22 A ₄ 15 W ₅ 22 I ₃ 12 B 4 Q 45 X ₅ 8 C ₅ 5 L ₅ 12 V 8 Tr 4 Tb 2 H 26 Mg 4 |

DECATUR CLASS HEAVY CRUISER

1 : 2000

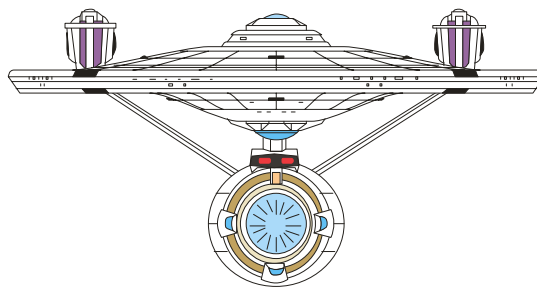
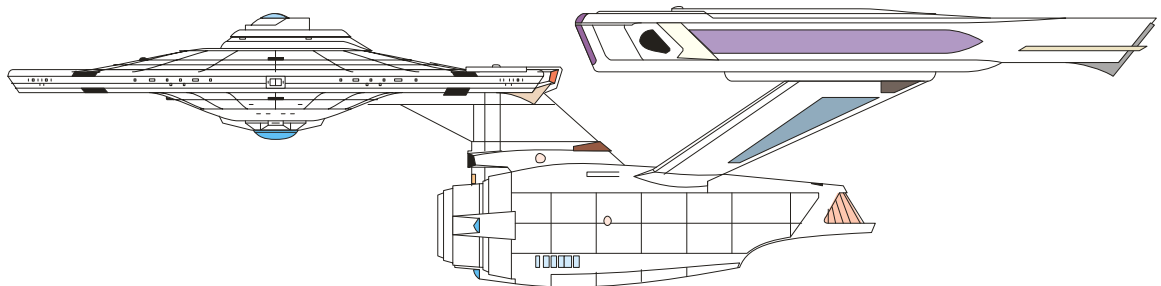
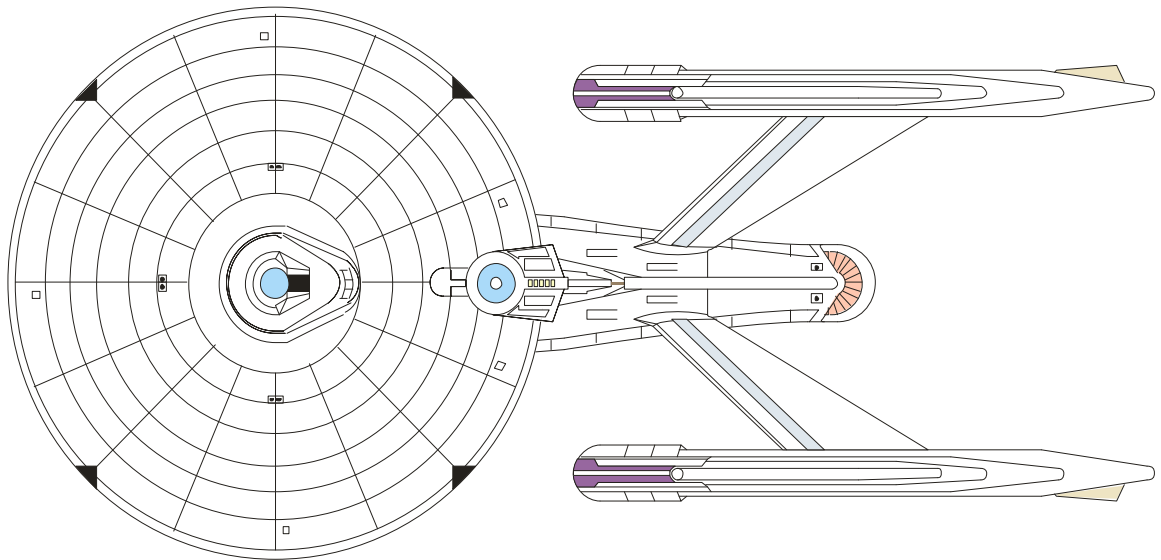


Originally refitted from hulls of decommissioned Ptolemy Class Transports, the ten ships of this class were rebuilt as test bed ships for much of the Federation's new technology, including Linear Warp drive. This program, the X-Cruiser program, was carried out at Spacedock during the General War. They were faster and more powerful than the comparable Constitution Class, and led to the refitting of that class to a new Class 1-B standard. A "from the ground up" Class 1-B version, the Belknap Class, superseded them in new construction. This class may be returned to limited production for export customers. The new build ships would not suffer from the W 9.0 structural limitation of the prototypes.

| | Prototypes | | Export Version | |
|-----------------|---|----|---|----|
| Size | | | | |
| Dimensions | 280 x 127 x 68 | | 280 x 130 x 69 | |
| Hull spaces | 225 | | 230 | |
| Structure | | | | |
| Shields | Rated 70 | | Rated 72 | |
| Superstructure | 64 | | 64 | |
| Power & Speed | | | | |
| Warp drive | 81 GW | | 90 GW | |
| Impulse | 28 GW | | 36 GW | |
| Auxiliary | 5 GW | | 4 GW | |
| Cruising speed | W 7.0 | | W 8.5 | |
| Emergency speed | W 9.0 | | W 10 | |
| P-W ratio | 9.0 : 1 | | 9.0 : 1 | |
| Complement | 280 | | 270 | |
| Shuttles | 6 | | 6 | |
| Armament | FH3+ 2 F 2 P 2 S 2 A 2 O FP1 2 F | | FH3+ 4 F 4 P 4 S 2 O FP5 2 F 1 A | |
| SYSTEMS | S ₃₊ | 20 | S ₄ | 18 |
| | A ₄ | 16 | A ₄ | 16 |
| | W ₅₋ | 18 | W ₅ | 18 |
| | I ₂ | 14 | I ₃ | 12 |
| | B | 5 | B | 4 |
| | Q | 32 | Q | 30 |
| | X ₅ | 6 | X ₅ | 6 |
| | C ₅ | 5 | C ₅ | 5 |
| | L ₅ | 4 | L ₅ | 4 |
| | V | 6 | V | 6 |
| | Tr | 3 | Tr | 3 |
| | Tb | 2 | Tb | 1 |
| | H | 14 | H | 14 |
| | Mg | 4 | Mg | 3 |

ENTERPRISE CLASS HEAVY CRUISER

1 : 2000



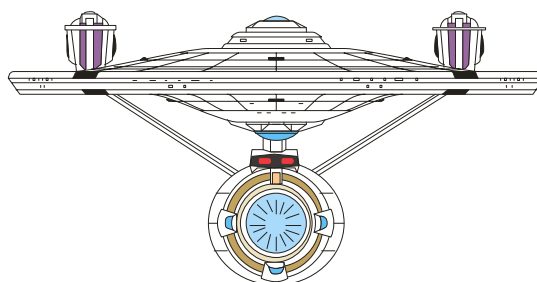
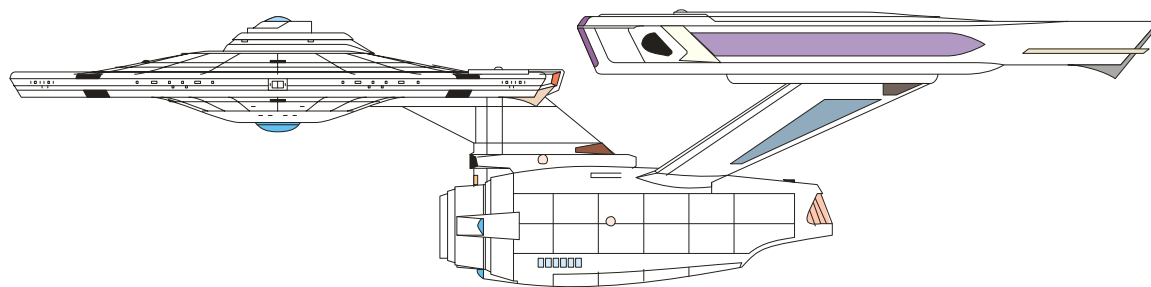
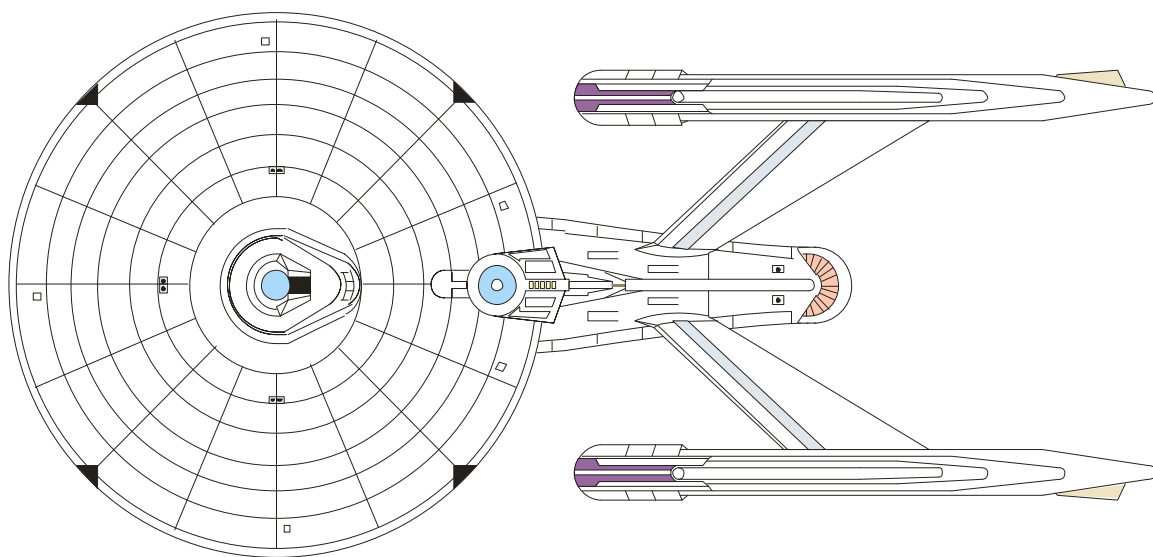
Designed to take advantage of the new breakthroughs in starship design, The Enterprise was the first Constitution class Starship to be refitted, resulting in a renaming of the class. Still regarded as the "Heavy Cruiser Standard", The class includes new production as well as refits. The large number of Constitution class cruisers led to three different refits being done to the original class of ships.

On stardate 8450 a new refit of the Enterprise class was prototyped, using advances from the Excelsior project. It is expected that many vessels from the former classes will be upgraded.

| | Enterprise | Enterprise (II) |
|-----------------|---|--|
| Size | | |
| Dimensions | 304 x 142 x 72 | 304 x 142 x 72 |
| Hull spaces | 320 | 325 |
| Structure | | |
| Shields | Rated 100 | Rated 112 |
| Superstructure | 80 | 80 |
| Power & Speed | | |
| Warp drive | 130 GW | 144 GW |
| Impulse | 36 GW | 36 GW |
| Auxiliary | 6 GW | 6 GW |
| Cruising speed | W 8.0 | W 9.0 |
| Emergency speed | W 10.0 | W 11.0 |
| P-W ratio | 13 : 1 | 13 : 1 |
| Complement | 440 | 440 |
| Shuttles | 8 | 8 |
| Armament | FH3+ 4 F 4 P 4 S 4 O FP6 2 F | FH3+ 4 F 4 P 4 S 4 O FP6 2 F 1 A |
| SYSTEMS | S ₄ 25 A ₄ 20 W ₅ 26 I ₃ 12 B 6 Q 50 X ₅ 8 C ₅ 6 L ₅ 10 V 8 Tr 5 Tb 2 H 26 Mg 4 | S ₄₊ 25 A ₄ 20 W ₆ 24 I ₃ 12 B 6 Q 50 X ₅ 8 C ₅ 6 L ₅ 12 V 8 Tr 5 Tb 2 H 27 Mg 6 |

TIKOPAI CLASS HEAVY CRUISER

1 : 2000

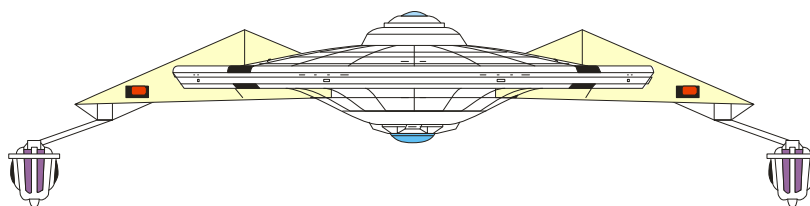
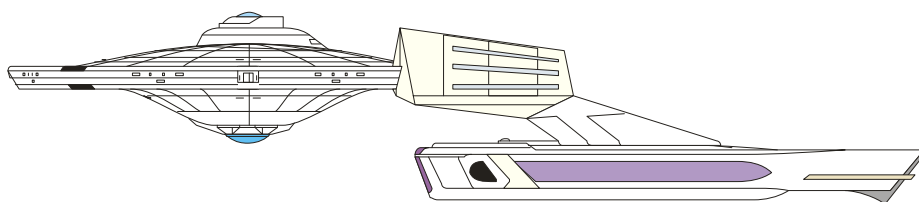
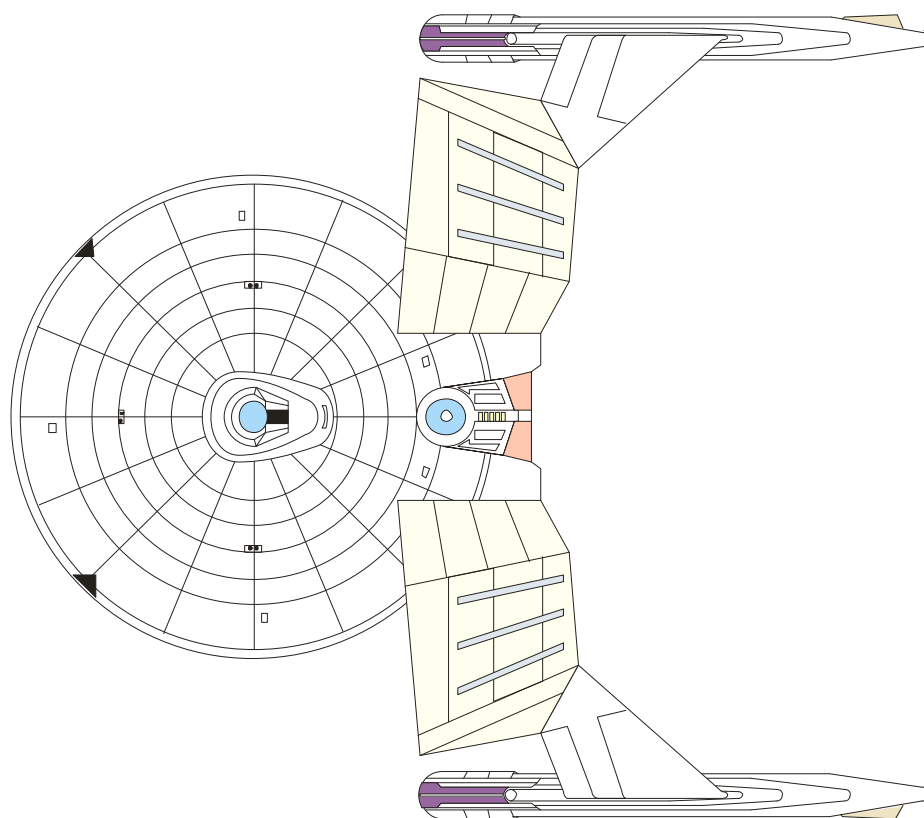


Designed to take advantage of new breakthroughs in starship design, the Tikopai class was the third Constitution class refit, resulting in a military class for Tac-Fleet. This class includes new production as well as refits. The large number of Constitution class cruisers led to three distinct refits being done to the original class, the others being the Constitution (II) and the Enterprise classes.

| | Tikopai | |
|-----------------|--|--|
| Size | | |
| Dimensions | 302 x 140 x 72 | |
| Hull spaces | 300 | |
| Structure | | |
| Shields | Rated 100 | |
| Superstructure | 80 | |
| Power & Speed | | |
| Warp drive | 120 GW | |
| Impulse | 36 GW | |
| Auxiliary | 6 GW | |
| Cruising speed | W 8.0 | |
| Emergency speed | W 10.0 | |
| P-W ratio | 12 : 1 | |
| Complement | 360 | |
| Shuttles | 7 | |
| Armament | FH3+ 4 F 4 P 4 S 2 A 4 O FP6 2 F 1 A | |
| SYSTEMS | S ₄ 25 A ₄ 20 W ₅ 24 I ₃ 12 B 6 Q 40 X ₅ 7 C ₅ 6 L ₅ 4 V 7 Tr 4 Tb 2 H 17 Mg 6 | |

CHANDLEY CLASS LIGHT CRUISER

1 : 2000

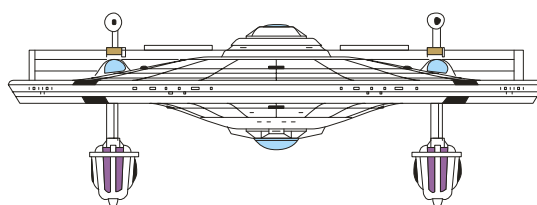
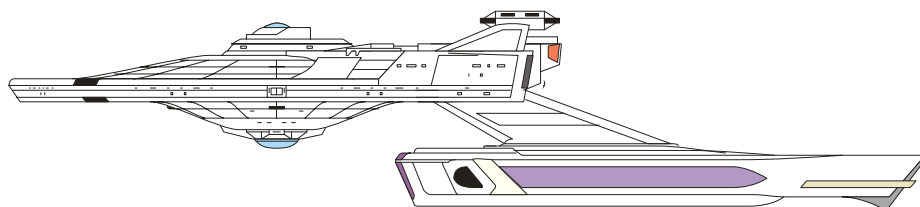
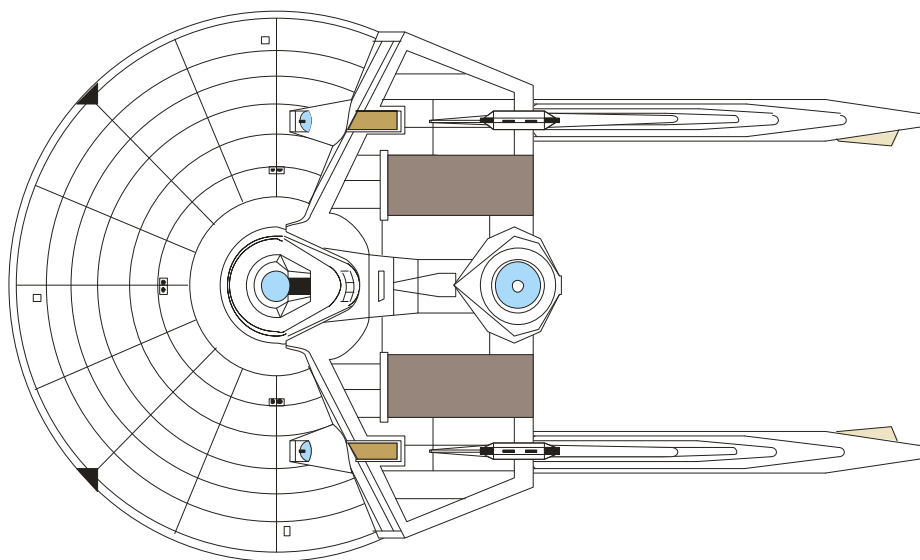


Designed to provide Tac-Fleet with a cruiser with some troop transport potential, the Chandleys also proved to be effective Light Cruisers. They will serve alongside the Knox and Ranger classes. Equipped with marine barracks and two assault shuttle bays they can effectively deploy a platoon for shipboard and planetary missions. It is interesting to note that this design comes at a time that the Klingon Empire, known for cruisers with troop transport ability, are now designing ships without such capabilities.

| | Chandley | |
|-----------------|--|--|
| Size | | |
| Dimensions | 244 x 214 x 51 | |
| Hull spaces | 220 | |
| Structure | | |
| Shields | Rated 60 | |
| Superstructure | 60 | |
| Power & Speed | | |
| Warp drive | 80 GW | |
| Impulse | 30 GW | |
| Auxiliary | 3 GW | |
| Cruising speed | W 7.5 | |
| Emergency speed | W 9.0 | |
| P-W ratio | 9.0 : 1 | |
| Complement | 240 + 340 troops | |
| Shuttles | 14 | |
| Armament | FH2+ 2 F 2 FP 2 FS 2 P 2 S 2 A FP5 2 F | |
| SYSTEMS | S ₄ 15 A ₄ 15 W ₅ 15 I ₃ 10 B 3 Q 24 Q _S 36 X ₅ 3 C ₅ 4 L ₅ 3 V 14 Tr 6 Tb 2 H 16 Mg 4 | |

KNOX CLASS LIGHT CRUISER

1 : 2000

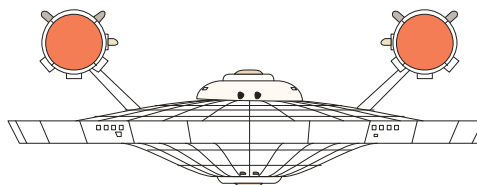
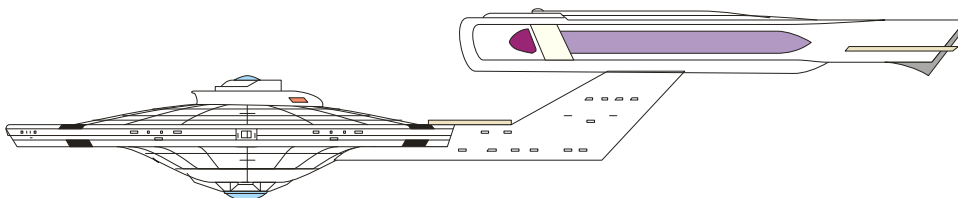
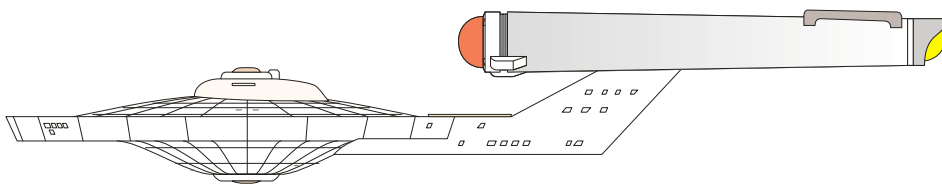
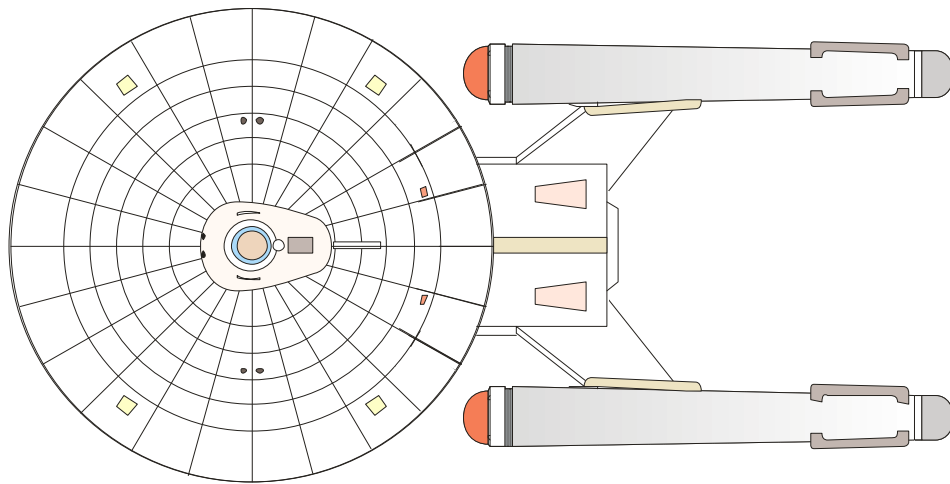


Another starship designed with an all phaser armament. The Knox performs well due to the massive firepower of the mega-phaser emplacements. The only drawback to this design philosophy is the high power demand that mega-phasers have on the ship, leading to the same huge impulse engine being installed in this class as that installed in the Avenger. In the impulse speed range this is one of the fastest and capable vessels in Starfleet.

| | Knox | |
|-----------------|--|----|
| Size | | |
| Dimensions | 242 x 142 x 52 | |
| Hull spaces | 240 | |
| Structure | | |
| Shields | Rated 64 | |
| Superstructure | 64 | |
| Power & Speed | | |
| Warp drive | 90 GW | |
| Impulse | 54 GW | |
| Auxiliary | 3 GW | |
| Cruising speed | W 7.5 | |
| Emergency speed | W 9.5 | |
| P-W ratio | 9.5 : 1 | |
| Complement | 280 | |
| Shuttles | 10 | |
| Armament | FH3+ 4 F 4 P 4 S FHM 2 P+ 2 S+ | |
| SYSTEMS | S ₄ | 16 |
| | A ₄ | 16 |
| | W ₅ | 18 |
| | I ₃ | 18 |
| | B | 3 |
| | Q | 30 |
| | X ₅ | 4 |
| | C ₅ | 4 |
| | L ₅ | 4 |
| | V | 10 |
| | Tr | 3 |
| | Tb | 3 |
| | H | 15 |

LOKNAR CLASS LIGHT CRUISER

1 : 2000

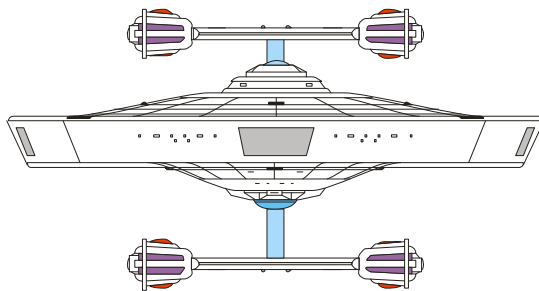
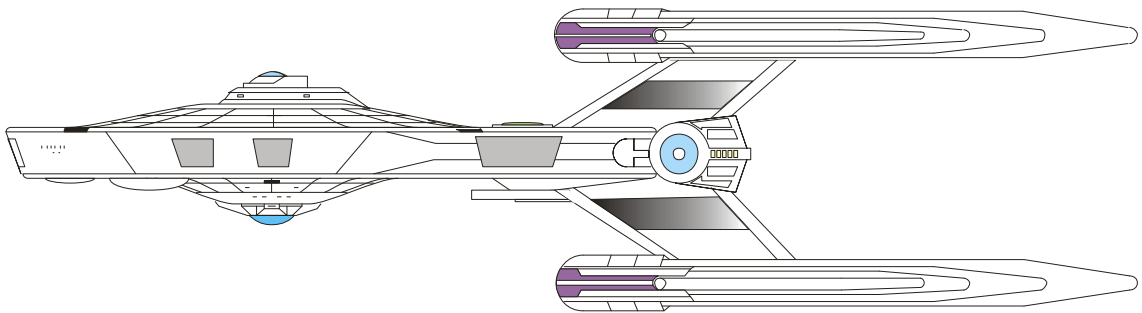
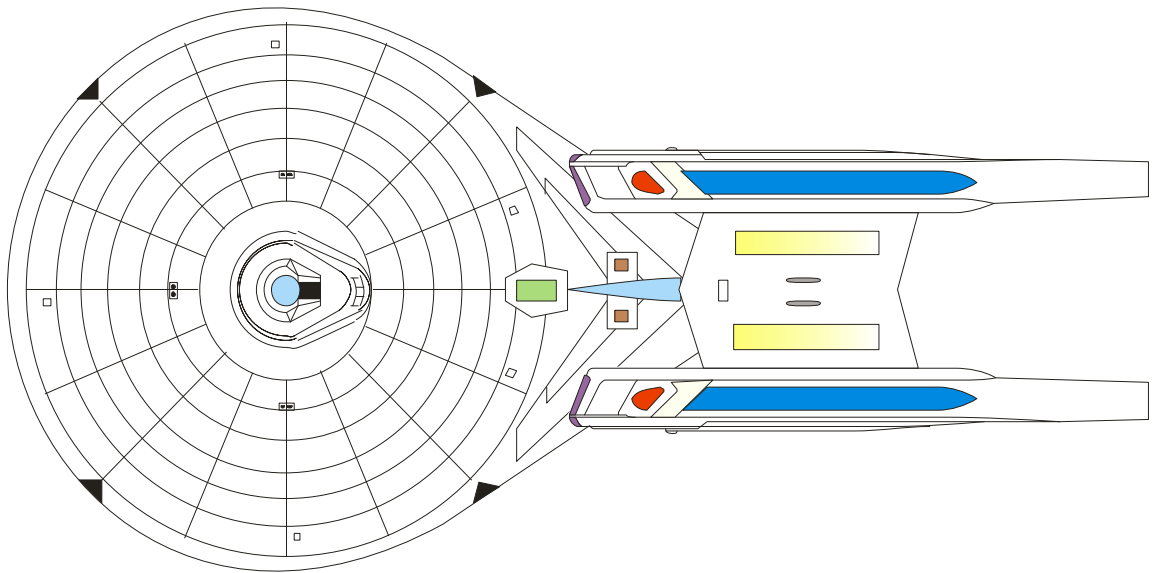


This Class 1 vessel is designed to replace an aging Light Cruiser population. It is the first class to use a modified Class 1 hull, and the first class to be designed with phaser and photon torpedo armaments. The class, comprising 1364 vessels, endured through two refits, and remains the original *Class 1* Light Cruiser. Up-rated with new technology, the Loknar is now considered to be a bit small for the current light cruiser role.

| | Initial Configuration | | New Technology Refit | |
|-----------------|-----------------------|-----|----------------------|-----|
| Size | | | | |
| Dimensions | 257 x 127 x 46 | | 263 x 127 x 52 | |
| Hull spaces | 175 | | 183 | |
| Structure | | | | |
| Shields | Rated 45 | | Rated 64 | |
| Superstructure | 42 | | 49 | |
| Power & Speed | | | | |
| Warp drive | 56 GW | | 70 GW | |
| Impulse | 20 GW | | 25 GW | |
| Auxiliary | 4 GW | | 4 GW | |
| Cruising speed | W 6.5 | | W 7.5 | |
| Emergency speed | W 8.0 | | W 9.0 | |
| P-W ratio | 7.0 : 1 | | 7.5 : 1 | |
| Complement | 250 | | 250 | |
| Shuttles | 4 | | 4 | |
| Armament | FH2 | 2 F | FH2+ | 4 F |
| | | 2 P | | 4 P |
| | | 2 S | | 4 S |
| | | 2 A | | 2 A |
| | FP2 | 2 F | FP5 | 2 F |
| SYSTEMS | S ₃ | 15 | S ₄ | 16 |
| | A ₃ | 14 | A ₄ - | 14 |
| | W ₄ | 14 | W ₅ | 14 |
| | I ₂ | 10 | I ₃ - | 10 |
| | B | 4 | B | 4 |
| | Q | 27 | Q | 28 |
| | X ₄ | 3 | X ₅ | 3 |
| | C ₄ | 4 | C ₅ | 4 |
| | L ₄ | 3 | L ₅ | 3 |
| | V | 4 | V | 4 |
| | Tr | 3 | Tr | 3 |
| | Tb | 1 | Tb | 1 |
| | H | 11 | H | 12 |
| | Mg | 2 | Mg | 3 |

CONSTELLATION CLASS CRUISER

1 : 2000

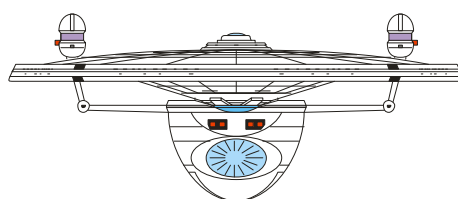
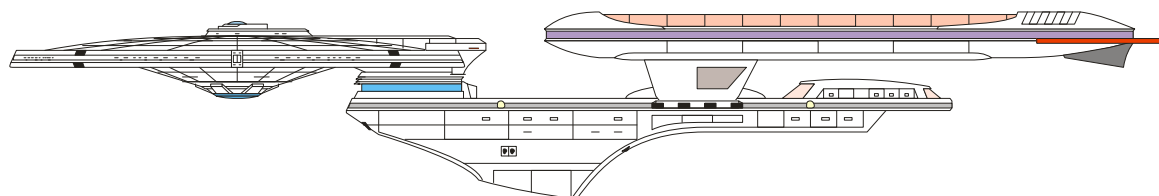
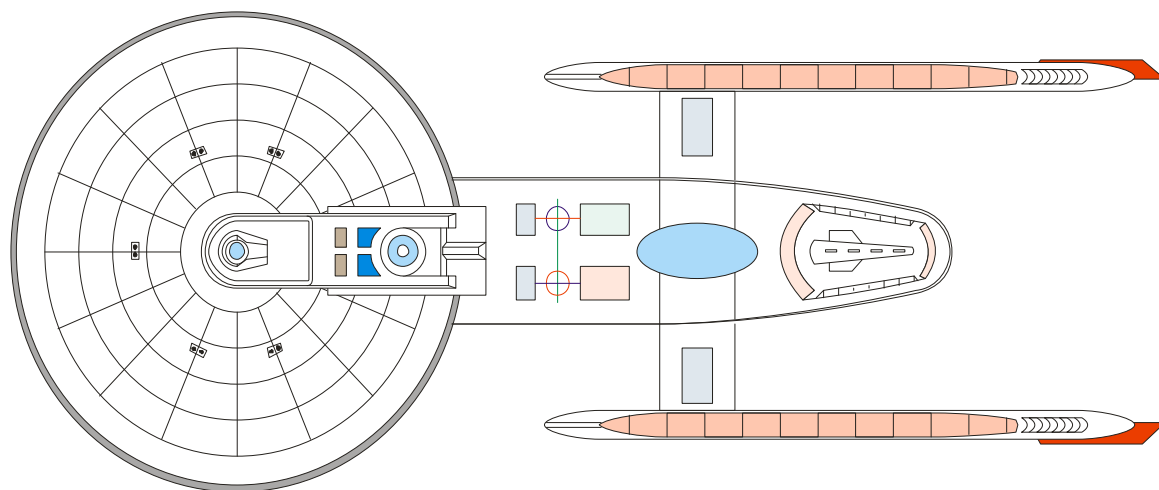


After the failure of the Excelsior class' transwarp drive led to advances in normal warp drives, a new star cruiser was designed, based on existing structures, to keep costs down. In order to increase ships space, the primary hull section was made thicker than on previous ship classes. This has allowed a threefold increase in internal space with far less surface area and the ships mass is only increased by twice as much. The ships mission is primarily exploration and the ship is expected to replace the Constitution class as Star fleets premiere exploration starship..

| | Constellation | |
|-----------------|---|----|
| Size | | |
| Dimensions | 310 x 145 x 76 | |
| Hull spaces | 450 | |
| Structure | | |
| Shields | Rated 96 | |
| Superstructure | 96 | |
| Power & Speed | | |
| Warp drive | 216 GW | |
| Impulse | 72 GW | |
| Auxiliary | 4 GW | |
| Cruising speed | W 9.0 (wf 9.0) | |
| Emergency speed | W 12.0 (wf 9.3) | |
| P-W ratio | 18 : 1 | |
| Complement | 340 | |
| Shuttles | 14 | |
| Armament | FH3+ 4 F 4 P 4 S FHM 3 F FP6 4 F 4 A | |
| SYSTEMS | S ₄ | 36 |
| | A ₄ | 36 |
| | W ₆ | 36 |
| | I ₃ | 20 |
| | B | 4 |
| | Q _S | 36 |
| | X ₅ | 8 |
| | C ₅ | 6 |
| | L ₅ | 8 |
| | V | 14 |
| | Tr | 4 |
| | Tb | 2 |
| | H | 40 |
| | Mg | 8 |

EXCELSIOR CLASS CRUISER

1 : 3000

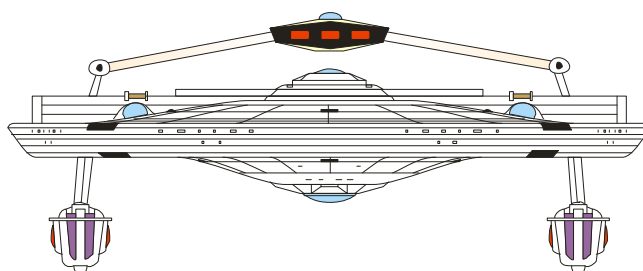
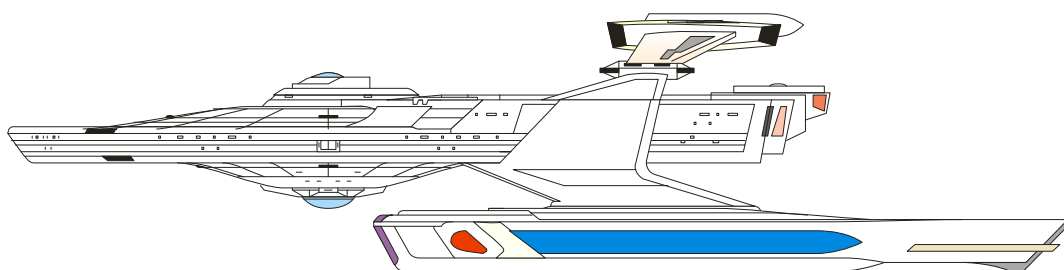
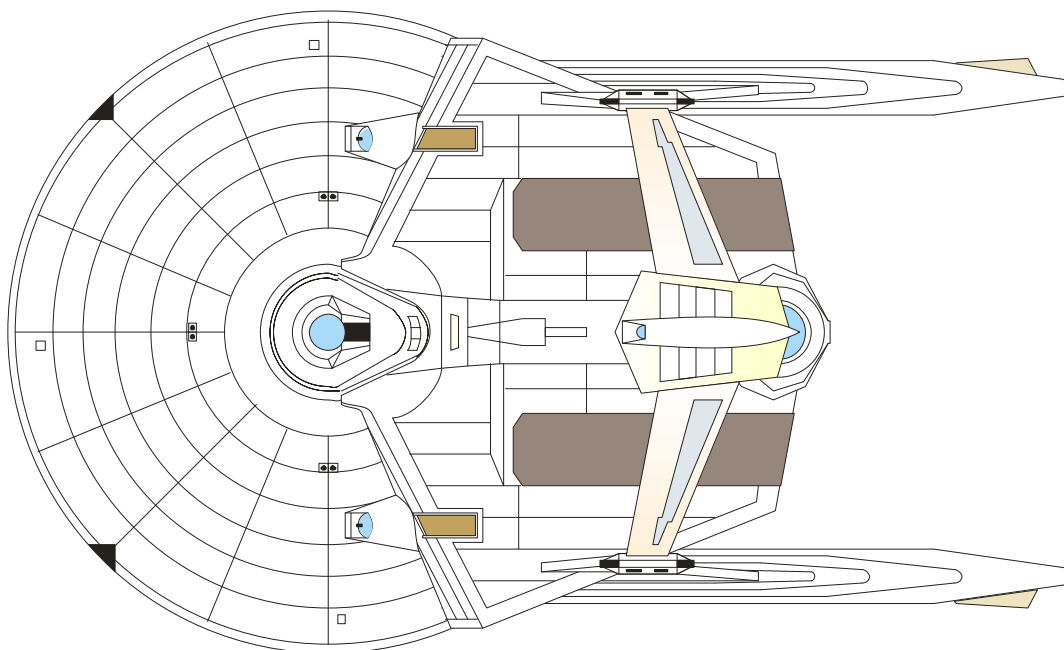


The Excelsior was an experimental ship built to test the new trans-warp drive. Although the trans-warp tests were not successful, major advances to standard warp drives were being made, leading to a redefinition of warp speeds and a new generation of warp drive. This class, and others are the first of Starfleet's new "Star-Cruisers".

| | Excelsior | |
|-----------------|--|--|
| Size | | |
| Dimensions | 480 x 180 x 72 | |
| Hull spaces | 685 | |
| Structure | | |
| Shields | Rated 180 | |
| Superstructure | 160 | |
| Power & Speed | | |
| Warp drive | 324 GW | |
| Impulse | 54 GW | |
| Auxiliary | 5 GW | |
| Cruising speed | W 10.0 (wf 9.1) | |
| Emergency speed | W 12.0 (wf 9.3) | |
| P-W ratio | 27 : 1 | |
| Complement | 470 | |
| Shuttles | 15 | |
| Armament | FH4+ 2 F 4 Pf 4 Sf 2 P 2 S 4 Pa 4 Sa 2 A FHM 3 P+ 3 S+ FP6 4 F 2 A | |
| SYSTEMS | S ₄₊ 60 A ₄ 60 W ₆ 54 I ₃ 18 B 5 Q _S 50 X ₅ 12 C ₅ 8 L ₅ 12 V 14 Tr 6 Tb 3 H 45 Mg 12 | |

MIRANDA CLASS CRUISER

1 : 2000

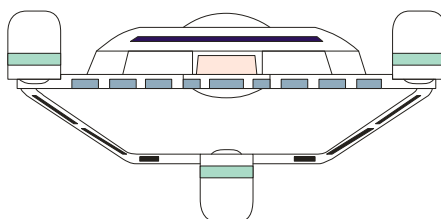
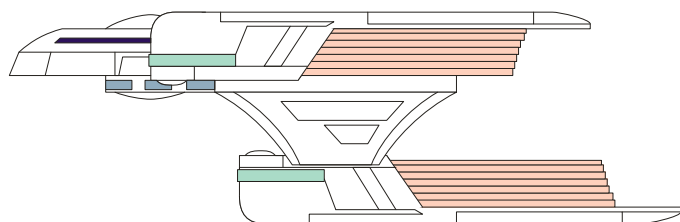
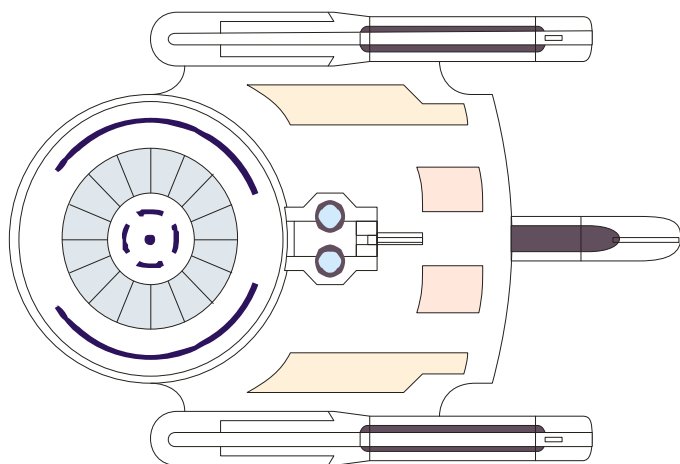


Based upon the successful Avenger Class and a new generation of warp drive. This class, with the Constellation and Excelsior are the first of Starfleet's new "Star-Cruisers". Designed for both fleet use and galaxy exploration, the enlarged hull allowed increased stores for long duration voyages.

| | Miranda | |
|-----------------|--|----|
| Size | | |
| Dimensions | 282 x 170 x 69 | |
| Hull spaces | 500 | |
| Structure | | |
| Shields | Rated 135 | |
| Superstructure | 120 | |
| Power & Speed | | |
| Warp drive | 240 GW | |
| Impulse | 54 GW | |
| Auxiliary | 4 GW | |
| Cruising speed | W 9.5 (wf 9.05) | |
| Emergency speed | W 12.0 (wf 9.25) | |
| P-W ratio | 20 : 1 | |
| Complement | 410 | |
| Shuttles | 18 | |
| Armament | FH4+ 4 F 4 P 4 S FHM 2 P+ 2 S+ FP6 3 F 2 A | |
| SYSTEMS | S ₄₊ | 45 |
| | A ₄ | 45 |
| | W ₆ | 40 |
| | I ₃ | 18 |
| | B | 5 |
| | Q _S | 44 |
| | X ₅ | 6 |
| | C ₅ | 5 |
| | L ₅ | 7 |
| | V | 18 |
| | Tr | 4 |
| | Tb | 3 |
| | H | 35 |
| | Mg | 6 |
| | Mg _H | 3 |

CLARKE CLASS CLIPPER

1 : 1500

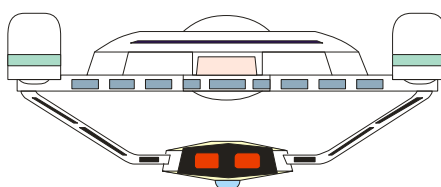
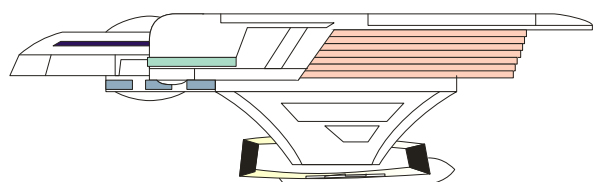
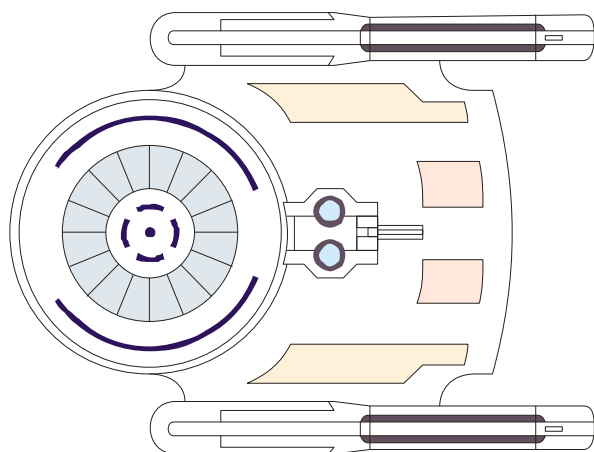


The warp-shuttle writ large. Development of class 2 vessels based on the Class 1 design philosophy of using a common primary hull gives this variant. Called a clipper in reference to its speed. These vessels are fast vessels intended for a larger and faster role than a standard warp-shuttle.

| | Clarke | |
|-----------------|--------------------------|----|
| Size | | |
| Dimensions | 124 x 86 x 41 | |
| Hull spaces | 75 | |
| Structure | | |
| Shields | Rated 33 | |
| Superstructure | 20 | |
| Power & Speed | | |
| Warp drive | 45 GW | |
| Impulse | 12 GW | |
| Auxiliary | 1 GW | |
| Cruising speed | W 9.5 | |
| Emergency speed | W 11.5 | |
| P-W ratio | 3.0 : 1 | |
| Complement | 35 | |
| Shuttles | 2 | |
| Armament | FH2+ 2 F 1 Pa 1 Sa | |
| SYSTEMS | S ₄ | 5 |
| | A ₄ | 3 |
| | W ₅ | 9 |
| | I ₃ | 4 |
| | B | 1 |
| | Q | 6 |
| | X ₅ | 2 |
| | C ₅ | 3 |
| | L ₅ | 1 |
| | V | 2 |
| | Tr | 1 |
| | Tb | 1 |
| | H | 11 |

JESTER CLASS CORVETTE

1 : 1500

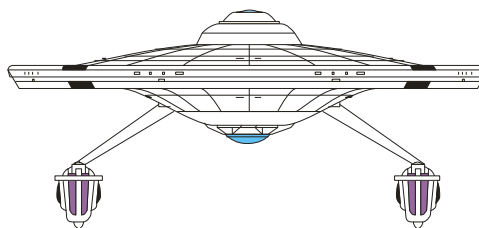
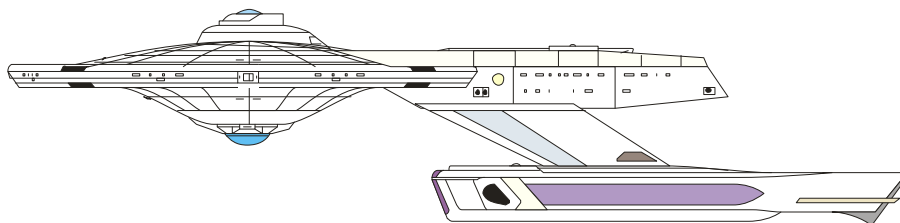
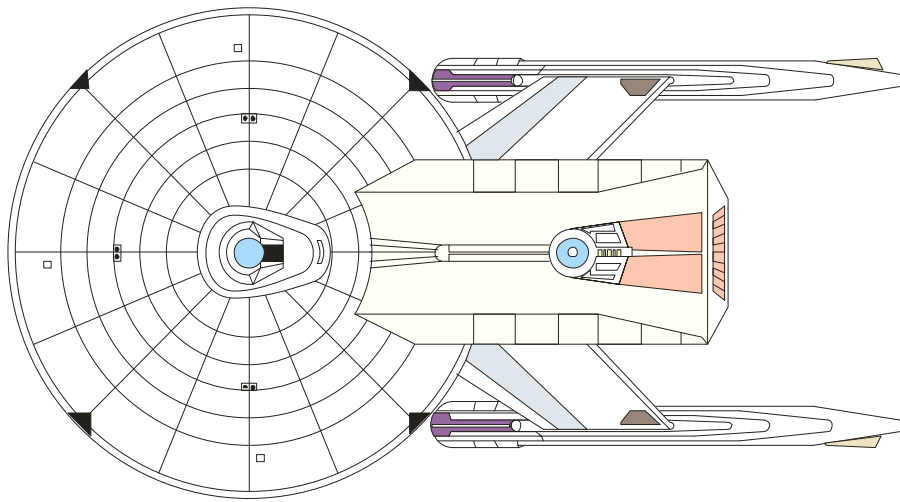


With the development of the SW series of small linear warp drives for Class 2 vessels came a series of ships based on the Class 1 design philosophy of using a common primary hull. One of the most powerful is the Jester Class. These vessels are light vessels intended to fill a combat and policing role.

| | Jester | |
|-----------------|--|--|
| Size | | |
| Dimensions | 116 x 86 x 35 | |
| Hull spaces | 70 | |
| Structure | | |
| Shields | Rated 33 | |
| Superstructure | 20 | |
| Power & Speed | | |
| Warp drive | 30 GW | |
| Impulse | 12 GW | |
| Auxiliary | 1 GW | |
| Cruising speed | W 7.5 | |
| Emergency speed | W 10.0 | |
| P-W ratio | 3.0 : 1 | |
| Complement | 60 | |
| Shuttles | 2 | |
| Armament | FH2+ 2 F 1 Pa 1 Sa FP 4 2 F 2 A | |
| SYSTEMS | S ₄ 5 A ₄ 3 W ₅ 6 I ₃ 4 B 1 Q 7 X ₅ 2 C ₅ 3 L ₅ 1 V 2 Tr 1 Tb 1 H 4 Mg 2 | |

BAKER CLASS DESTROYER

1 : 2000

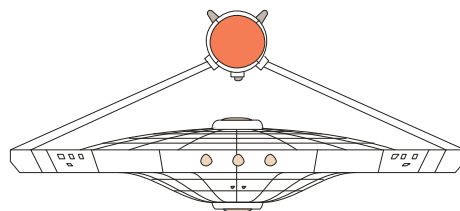
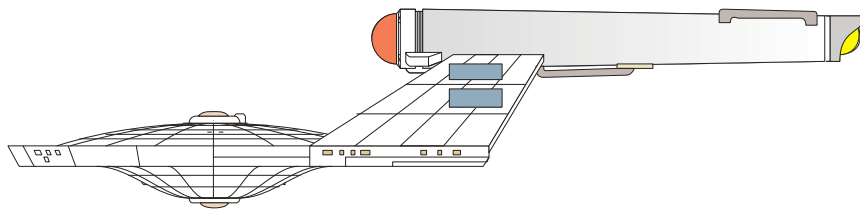
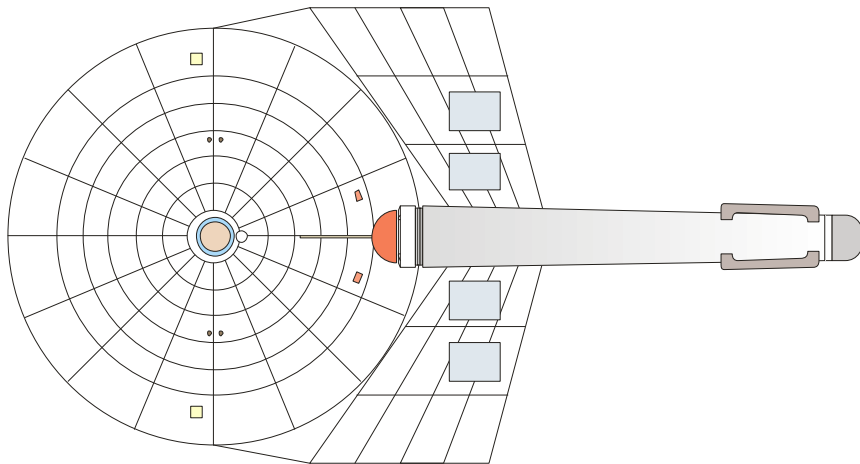


Another attempt to produce a viable starship with an all-phaser armament, the Baker turned out to be much more successful than the Brenton Class. Lacking the heavy hitting ability of mega-phasers or photon torpedoes was not as important to an escort vessel: especially when equipped with more phasers than many heavy cruisers.

| | Baker | |
|-----------------|--|----|
| Size | | |
| Dimensions | 237 x 127 x 55 | |
| Hull spaces | 205 | |
| Structure | | |
| Shields | Rated 60 | |
| Superstructure | 60 | |
| Power & Speed | | |
| Warp drive | 80 GW | |
| Impulse | 16 GW | |
| Auxiliary | 3 GW | |
| Cruising speed | W 8.0 | |
| Emergency speed | W 10.0 | |
| P-W ratio | 8.0 : 1 | |
| Complement | 205 | |
| Shuttles | 8 | |
| Armament | FH3+ 4 F 6 P 6 S 1 Pa+ 1 Sa+ | |
| SYSTEMS | S ₄ | 15 |
| | A ₄ | 15 |
| | W ₅ | 16 |
| | I ₃ | 10 |
| | B | 3 |
| | Q | 22 |
| | X ₅ | 4 |
| | C ₅ | 3 |
| | L ₅ | 5 |
| | V | 8 |
| | Tr | 3 |
| | Tb | 1 |
| | H | 14 |

LARSON CLASS DESTROYER

1 : 2000

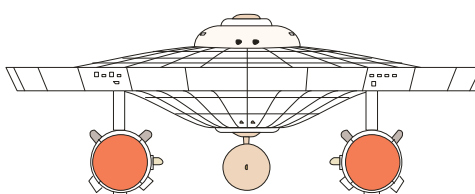
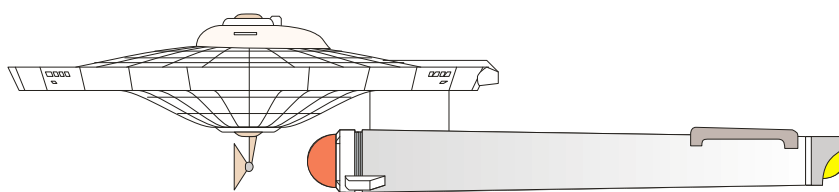
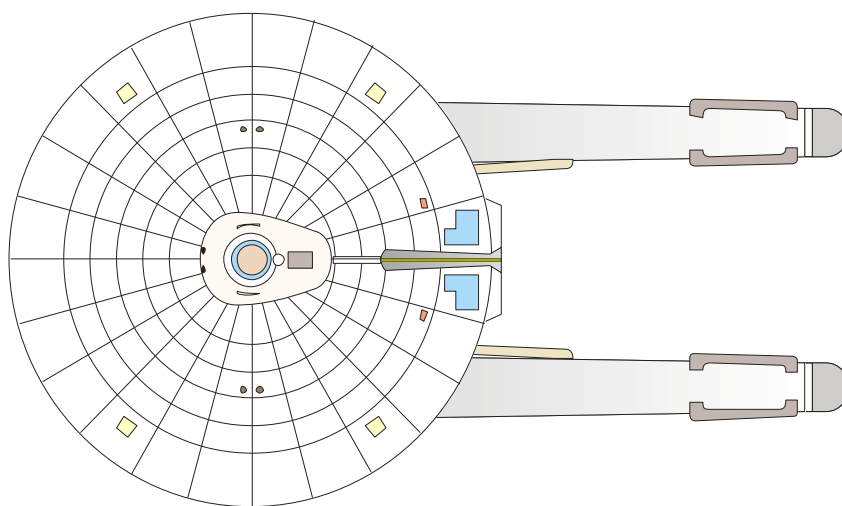


Built by Vickers Shipbuilding as an independent competitor to the Saladin Class Destroyer, The Larson was submitted on Stardate 0814 as a lower cost Destroyer Class. It's claim to fame is that the Larson Class is the last major class to be *designed* with lasers and accelerator cannon in its main armament. This was soon proved to be inadequate during the Four Years War, and the prototype was built with phasers and photon torpedo armament. The vessel was also procured in some numbers during the General War, due to the need for ships and the availability of tooling at Vickers.

| | Larson | |
|-----------------|---|--|
| Size | | |
| Dimensions | 227 x 127 x 48 | |
| Hull spaces | 125 | |
| Structure | | |
| Shields | Rated 36 | |
| Superstructure | 27 | |
| Power & Speed | | |
| Warp drive | 40 GW | |
| Impulse | 16 GW | |
| Auxiliary | 2 GW | |
| Cruising speed | W 6.0 | |
| Emergency speed | W 8.0 | |
| P-W ratio | 5.0 : 1 | |
| Complement | 155 | |
| Shuttles | 2 | |
| Armament | FH2 2 F 2 P 2 S FP1 2 F | |
| SYSTEMS | S ₃ 12 A ₃ 9 W ₄ 10 I ₂ 8 B 2 Q 17 X ₄ 4 C ₄ 3 L ₄ 2 V 2 Tr 2 Tb 1 H 9 Mg 2 | |

POMPEY CLASS DESTROYER ESCORT

1 : 2000

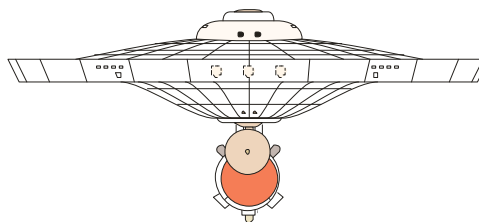
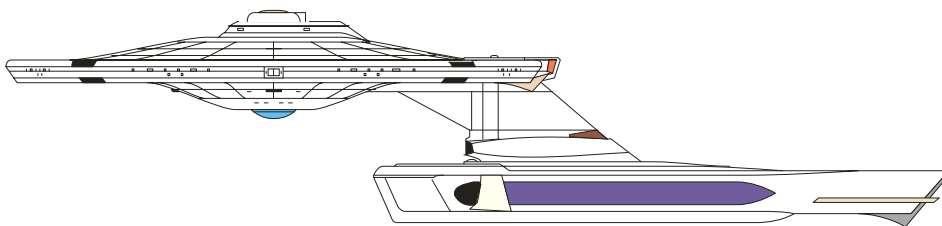
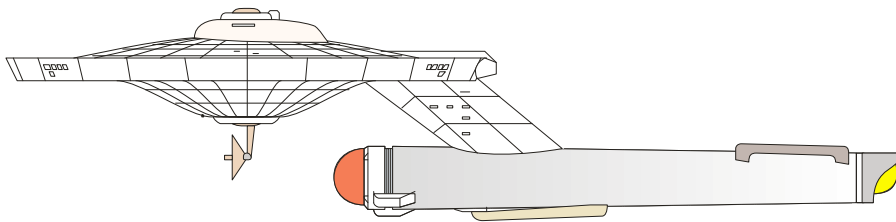
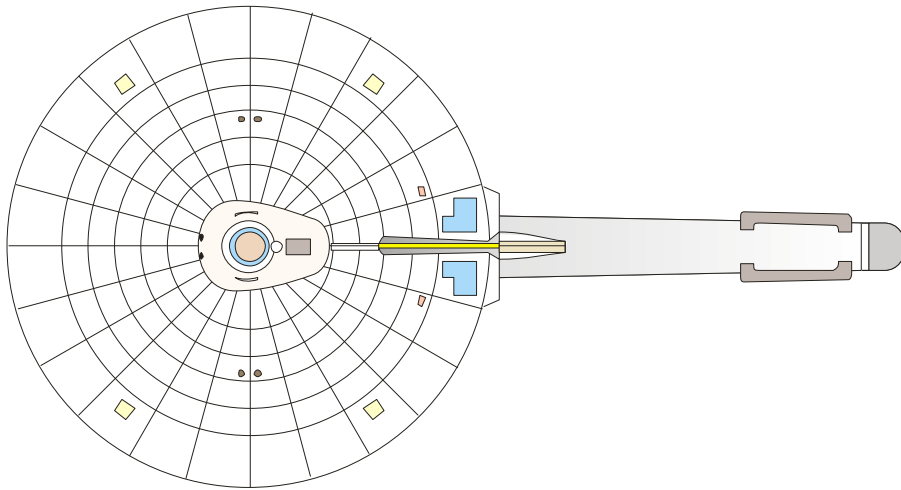


With the commissioning of the Class 1 Dreadnoughts, Starfleet found themselves needing escort vessels that could keep up with the fast Dreadnought ships. Eight vessels of the Saladin Class were dry-docked and refitted with dual warp nacelles and larger engines to increase their speed. With the reasonable success of these vessels new construction of 138 vessels (2 each for the remaining DN. fleet) were built.

| | Pompey | |
|-----------------|----------------|----|
| Size | | |
| Dimensions | 222 x 127 x 46 | |
| Hull spaces | 167 | |
| Structure | | |
| Shields | Rated 36 | |
| Superstructure | 36 | |
| Power & Speed | | |
| Warp drive | 80 GW | |
| Impulse | 24 GW | |
| Auxiliary | 2 GW | |
| Cruising speed | W 8.0 | |
| Emergency speed | W 9.5 | |
| P-W ratio | 6.5 : 1 | |
| Complement | 180 | |
| Shuttles | 2 | |
| Armament | FH3 2 F | |
| | 2 P | |
| | 2 S | |
| | FP1 2 F | |
| SYSTEMS | S ₃ | 12 |
| | A ₃ | 12 |
| | W ₄ | 20 |
| | I ₂ | 12 |
| | B | 2 |
| | Q | 20 |
| | X ₄ | 5 |
| | C ₄ | 3 |
| | L ₄ | |
| | V | 2 |
| | Tr | 2 |
| | Tb | 1 |
| | H | 6 |
| | Mg | 2 |

SALADIN CLASS DESTROYER

1 : 2000

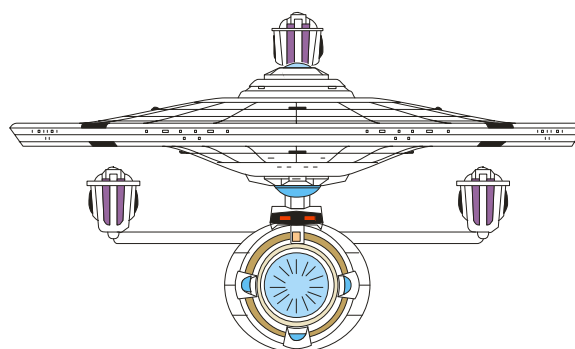
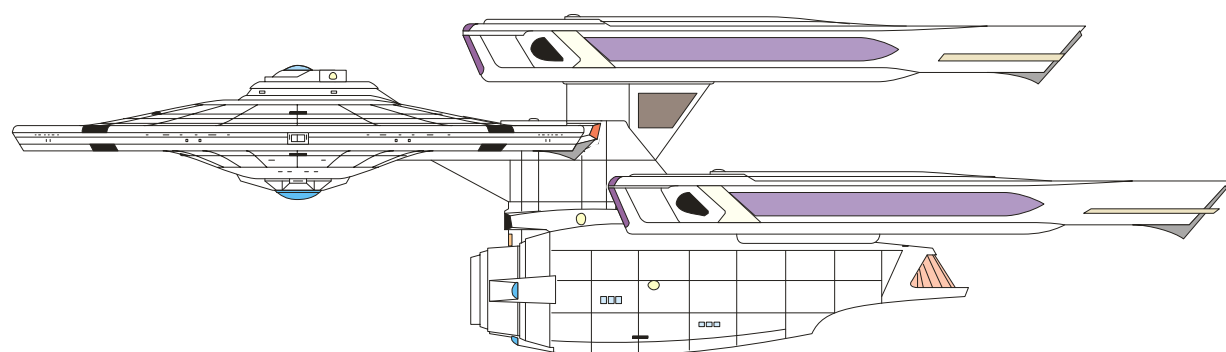
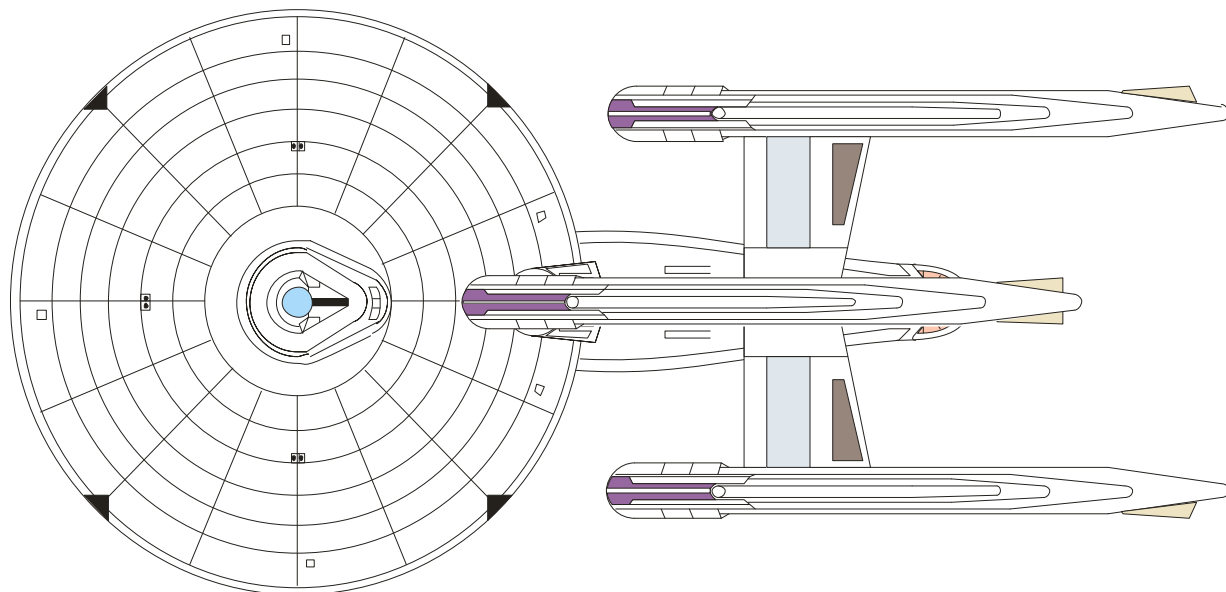


Designed to take advantage of the new breakthroughs in starship design, this ship class was created using the modular components of the new Constitution class. The Saladin and Hermes made excellent companions to the Constitution Class, and formed the basis for the new Class 1 fleet. Up-rated during the Four Years War with phaser and photon armament they served through the General War. Like the Constitution class, these ships were refitted with new technology.

| | Initial Configuration | Phaser Refit | Siva class Refit |
|-----------------|-----------------------|-------------------|--------------------|
| Size | | | |
| Dimensions | 228 x 127 x 58 | 228 x 127 x 58 | 250 x 142 x 60 |
| Hull spaces | 142 | 142 | 1 |
| Structure | | | |
| Shields | Rated 30 | Rated 36 | Rated |
| Superstructure | 30 | 30 | |
| Power & Speed | | | |
| Warp drive | 40 GW | 44 GW | GW |
| Impulse | 20 GW | 20 GW | GW |
| Auxiliary | 3 GW | 2 GW | 2 GW |
| Cruising speed | W 6.0 | W 6.0 | W 6.0 |
| Emergency speed | W 7.5 | W 8.0 | W 8.0 |
| P-W ratio | 5.5 : 1 | 5.5 : 1 | 5.5 : 1 |
| Complement | | | |
| Shuttles | 180 | 180 | 185 |
| Armament | 2 | 2 | 2 |
| | FLC+ 2 F | FH3 2 F | FH3+ 2 F |
| | 2 P | 2 P | 2 P |
| | 2 S | 2 S | 2 S |
| | FA3 3 F | FP1 2 F | FP6 2 F |
| SYSTEMS | | | |
| | S ₃ 10 | S ₃ 12 | S ₃ 12 |
| | A ₃ 10 | A ₃ 10 | A ₃ 10 |
| | W ₄ 10 | W ₄ 11 | W ₄ 11 |
| | I ₂ 10 | I ₂ 10 | I ₂ 10 |
| | B 3 | B 2 | B 2 |
| | Q 20 | Q 19 | Q 19 |
| | X ₄ 5 | X ₄ 5 | X ₄ 5 |
| | | | Xs ₄ 16 |
| | C ₄ 3 | C ₄ 3 | C ₄ 4 |
| | L ₄ 4 | L ₄ 3 | L ₄ 8 |
| | V 2 | V 2 | V 2 |
| | Tr 2 | Tr 2 | Tr 2 |
| | Tb 1 | Tb 1 | Tb 1 |
| | H 12 | H 10 | H 10 |
| | | Mg 2 | Mg 2 |

FEDERATION (II) CLASS DREADNOUGHT

1 : 2100

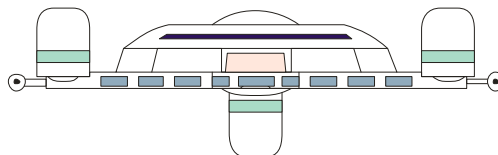
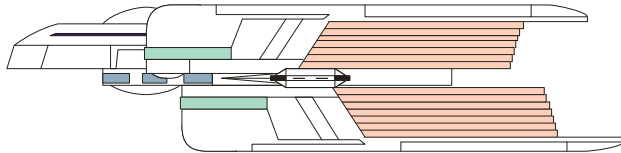
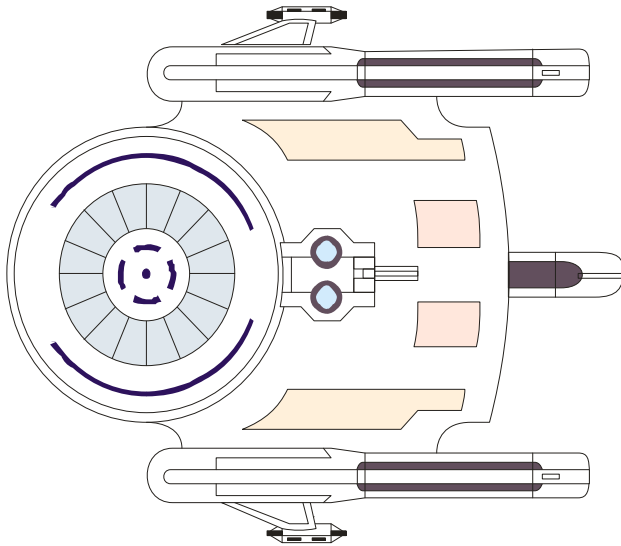


86 of the original Federation class Dreadnoughts were refitted to Class 1-B standards. It was felt by Starfleet that refitting these ships would be more cost effective than building the new Komsomlosk class DN. These vessels now serve alongside the Ascension Class DN. It is expected that Starfleet will refit the remaining Federation class ships in the future, and build new-construction ships.

| | Federation (II) | |
|-----------------|---|--|
| Size | | |
| Dimensions | 340 x 160 x 92 | |
| Hull spaces | 510 | |
| Structure | | |
| Shields | Rated 120 | |
| Superstructure | 110 | |
| Power & Speed | | |
| Warp drive | 270 GW | |
| Impulse | 42 GW | |
| Auxiliary | 8 GW | |
| Cruising speed | W 10.0 | |
| Emergency speed | W 11.0 | |
| P-W ratio | 20 : 1 | |
| Complement | 520 | |
| Shuttles | 12 | |
| Armament | FH4+ 4 F 4 P 4 S FH3+ 2 A 4 O FP6 4 F 2 A | |
| SYSTEMS | S ₄ 45 A ₄ 41 W ₅ 54 I ₃ 14 B 8 Q 54 X ₅ 10 C ₅ 10 (5+5) L ₅ 4 V 12 Tr 6 Tb 2 H 18 Mg 8 | |

ORCA CLASS ESCORT

1 : 1500

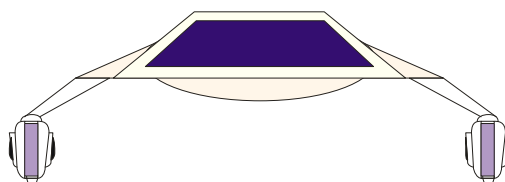
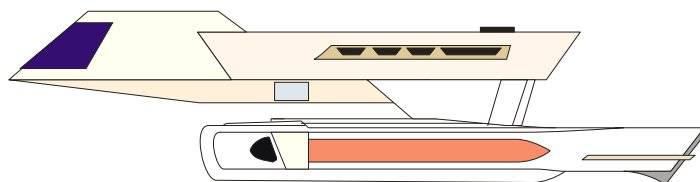
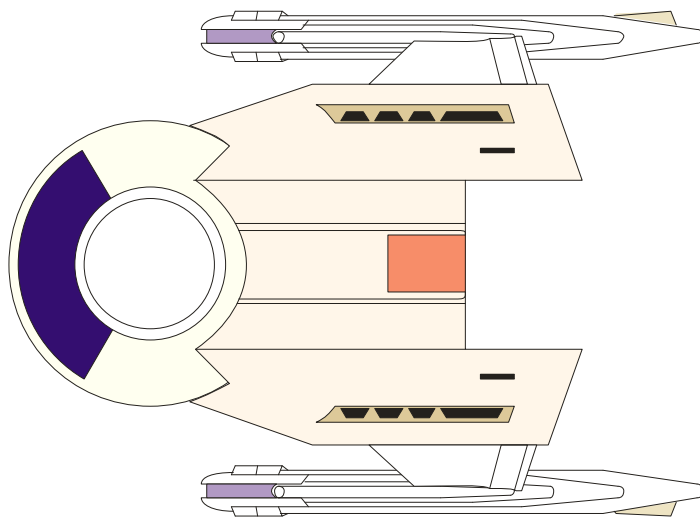


With the development of the SW series of small linear warp drives for Class 2 vessels came a series of ships based on the Class 1 design philosophy of using a common primary hull. Another type is the Orca Class, with an all-phaser armament, and a larger warp reactor to either power the megaphaser emplacements or increase the ships' responsiveness. These vessels are light vessels intended to fill a combat and fast escort role.

| | Orca | |
|-----------------|--|---|
| Size | | |
| Dimensions | 123 x 106 x 28 | |
| Hull spaces | 85 | |
| Structure | | |
| Shields | Rated 40 | |
| Superstructure | 27 | |
| Power & Speed | | |
| Warp drive | 45 GW | |
| Impulse | 12 GW | |
| Auxiliary | 1 GW | |
| Cruising speed | W 8.5 | |
| Emergency speed | W 11.0 | |
| P-W ratio | 3.5 : 1 | |
| Complement | 60 | |
| Shuttles | 2 | |
| Armament | FH2+ 2 F 1 Pa 1 Sa FHM 1 P 1 S | |
| SYSTEMS | S ₄ | 6 |
| | A ₄ | 4 |
| | W ₅ | 9 |
| | I ₃ | 4 |
| | B | 1 |
| | Q | 8 |
| | X ₅ | 3 |
| | C ₅ | 3 |
| | L ₅ | 1 |
| | V | 2 |
| | Tr | 1 |
| | Tb | 1 |
| | H | 4 |

KAREKH CLASS SMALL EXPLORER

1 : 500

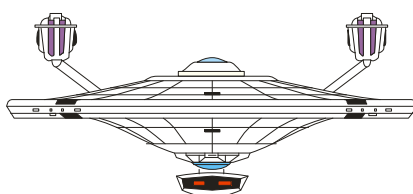
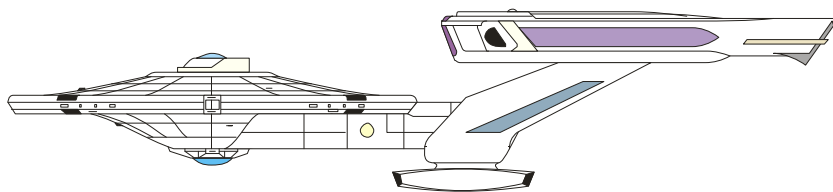
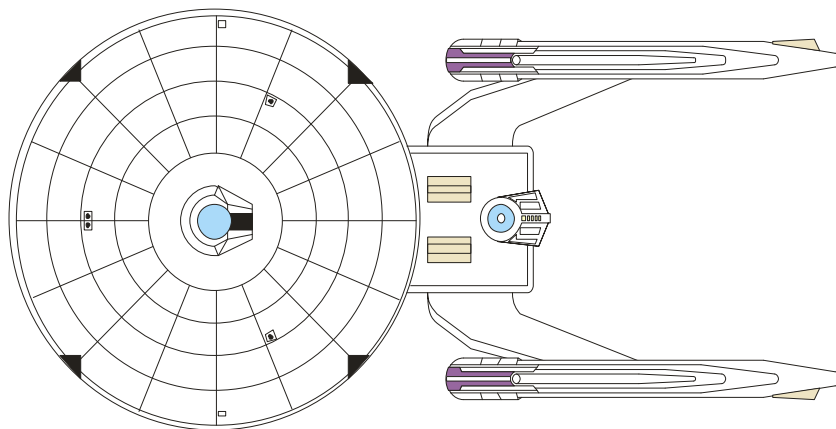


The Karekh is a Vulcan designed small scout craft. In use by Starfleet, the Vulcan Science Academy, and private prospectors, the vessel is usually only used for exploration of treaty territories. Most are lightly armed - the Vulcan vessels may have more science space in place of weaponry.

| | Karekh | |
|-----------------|----------------|------|
| Size | | |
| Dimensions | 46 x 33 x 11 | |
| Hull spaces | 22 | |
| Structure | | |
| Shields | Rated 18 | |
| Superstructure | 18 | |
| Power & Speed | | |
| Warp drive | 10 GW | |
| Impulse | 3 GW | |
| Auxiliary | | |
| Cruising speed | W | 8.0 |
| Emergency speed | W | 10.0 |
| P-W ratio | 1.0 : 1 | |
| Complement | 12 | |
| Shuttles | none | |
| Armament | FH2+ | 1 Fx |
| SYSTEMS | S ₄ | 2 |
| | A ₄ | 2 |
| | W ₅ | 2 |
| | I ₃ | 1 |
| | B | |
| | Q | 2 |
| | X ₅ | 1 |
| | C ₅ | 1 |
| | L ₅ | 2 |
| | V | |
| | Tr | 1* |
| | Tb | |
| | H | 2 |

BURKE (II) CLASS FRIGATE

1 : 2000

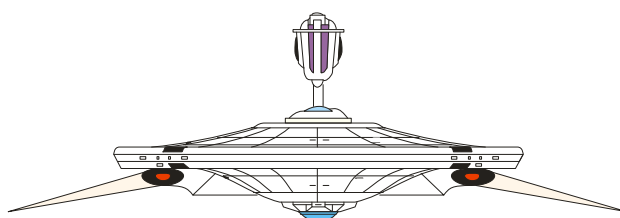
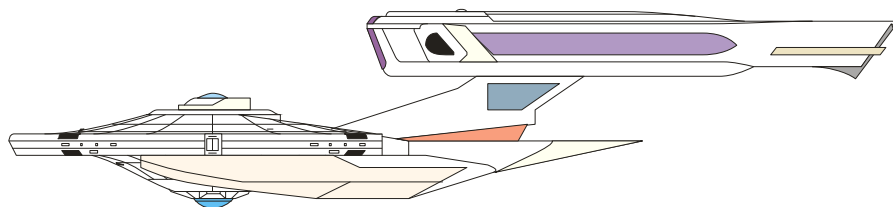
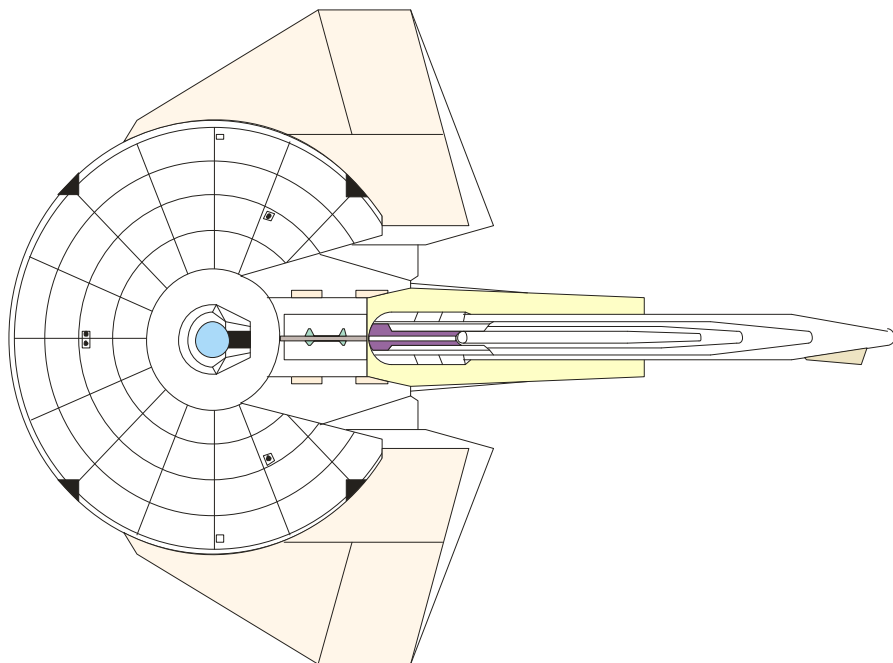


Designed and built as new Class 1-B Starships, this class is the largest frigate class built in peacetime. Based on her Class 1 counterpart (of which the survivors were decommissioned as “too worn out” after the General War), it is an effective escort. As small as reasonably possible, the Burke (II) was designed with a heavy torpedo armament for a ship its size.

| | Burke (II) | |
|-----------------|---|--|
| Size | | |
| Dimensions | 218 x 110 x 43 | |
| Hull spaces | 130 | |
| Structure | | |
| Shields | Rated 40 | |
| Superstructure | 40 | |
| Power & Speed | | |
| Warp drive | 50 GW | |
| Impulse | 18 GW | |
| Auxiliary | 2 GW | |
| Cruising speed | W 8.0 | |
| Emergency speed | W 10.0 | |
| P-W ratio | 5.0 : 1 | |
| Complement | 140 | |
| Shuttles | 2 | |
| Armament | FH2+ 4 F 2 Pa 2 Sa FP5 2 F 1 A | |
| SYSTEMS | S ₄ 10 A ₄ 10 W ₅ 10 I ₃ 6 B 2 Q 15 X ₅ 3 C ₅ 3 L ₅ 3 V 2 Tr 2 Tb 1 H 11 Mg 3 | |

REMORA CLASS FRIGATE

1 : 2000

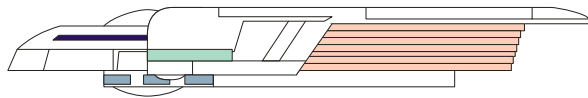
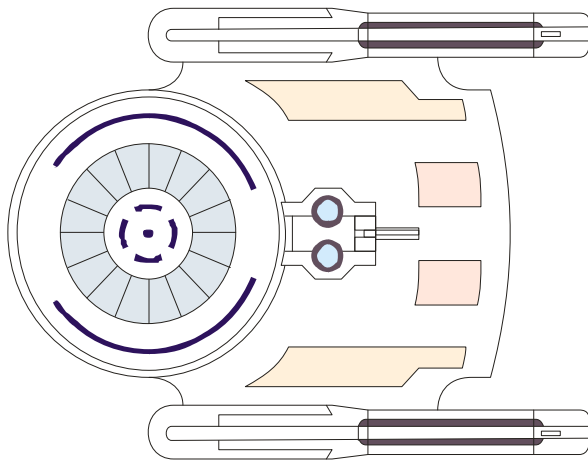


Designed as a replacement for the venerable Paquita Class Frigates, this class represents a traditional armament style on an unconventional design hull. A moderately successful class, the total constructed has been kept low due to the ships' high cost and peacetime construction restraints. Budgetary considerations reduced the numbers constructed from 865 to 344.

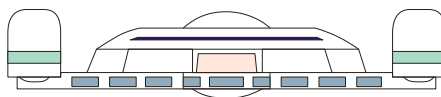
| | Remora | |
|-----------------|-------------------------------------|----|
| Size | | |
| Dimensions | 235 x 164 x 52 | |
| Hull spaces | 140 | |
| Structure | | |
| Shields | Rated 48 | |
| Superstructure | 40 | |
| Power & Speed | | |
| Warp drive | 50 GW | |
| Impulse | 21 GW | |
| Auxiliary | 2 GW | |
| Cruising speed | W 7.0 | |
| Emergency speed | W 9.0 | |
| P-W ratio | 5.5 : 1 | |
| Complement | 135 | |
| Shuttles | 4 | |
| Armament | FH3+ 4 F 2 Pa 2 Sa FP5 2 F | |
| SYSTEMS | S ₄ | 12 |
| | A ₄ | 10 |
| | W ₅ | 10 |
| | I ₃ | 7 |
| | B | 2 |
| | Q | 15 |
| | X ₅ | 5 |
| | C ₅ | 3 |
| | L ₅ | 5 |
| | V | 4 |
| | Tr | 2 |
| | Tb | 1 |
| | H | 10 |
| | Mg | 2 |

GREER CLASS PATROL SHIP

1 : 1500



1

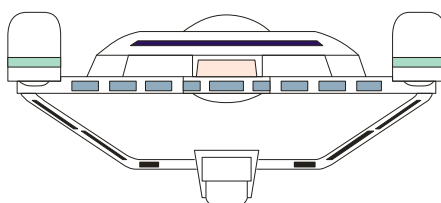
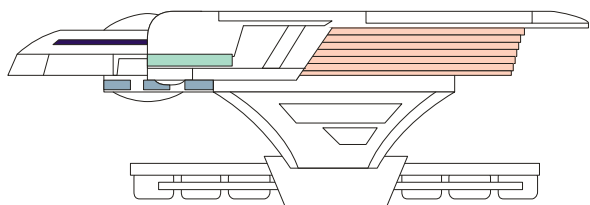
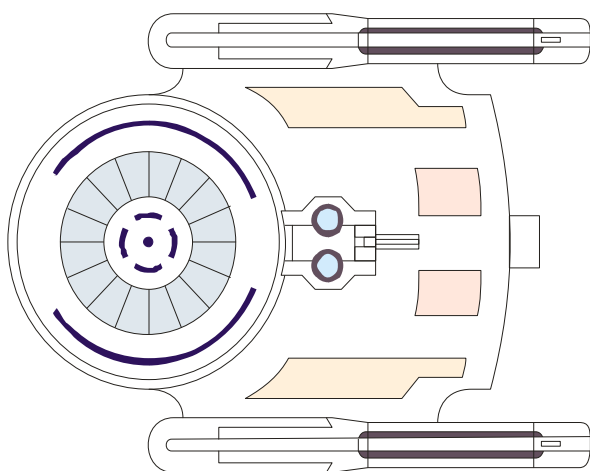


Another Class 2 vessel in a series of ships based on the Class 1 design philosophy of using a common primary hull. The smallest in the series, this vessel is used by Starfleet for picket duty, as well as replacing the aging Vigilant class police cutter.

| | Greer | |
|-----------------|---------------------------------|---|
| Size | | |
| Dimensions | 117 x 86 x 18 | |
| Hull spaces | 60 | |
| Structure | | |
| Shields | Rated 33 | |
| Superstructure | 20 | |
| Power & Speed | | |
| Warp drive | 30 GW | |
| Impulse | 12 GW | |
| Auxiliary | 1 GW | |
| Cruising speed | W 8.0 | |
| Emergency speed | W 10.5 | |
| P-W ratio | 2.5 : 1 | |
| Complement | 40 | |
| Shuttles | 2 | |
| Armament | FH2+ 2 F 1 Pa 1 Sa 1 A | |
| SYSTEMS | S ₄ | 5 |
| | A ₄ | 3 |
| | W ₅ | 6 |
| | I ₃ | 4 |
| | B | 1 |
| | Q | 5 |
| | X ₅ | 2 |
| | C ₅ | 3 |
| | L ₅ | 1 |
| | V | 2 |
| | Tr | 1 |
| | Tb | 1 |
| | H | 4 |

AGRIPPA CLASS SCOUT

1 : 1500

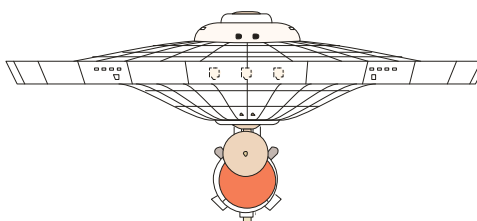
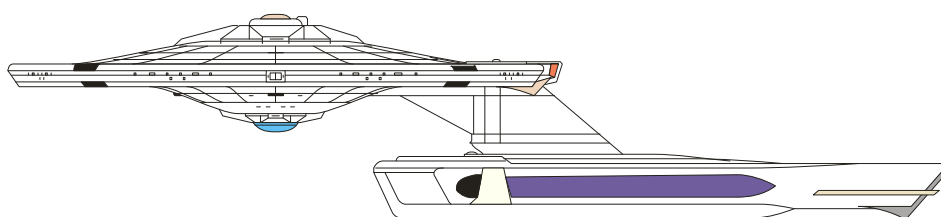
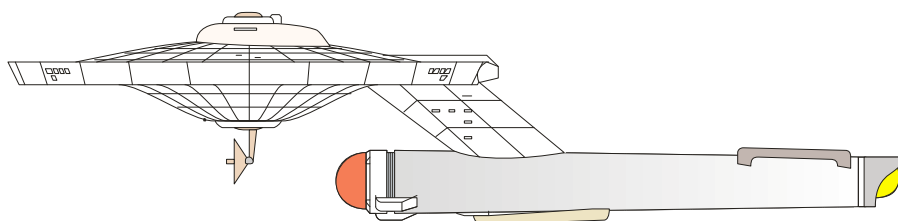
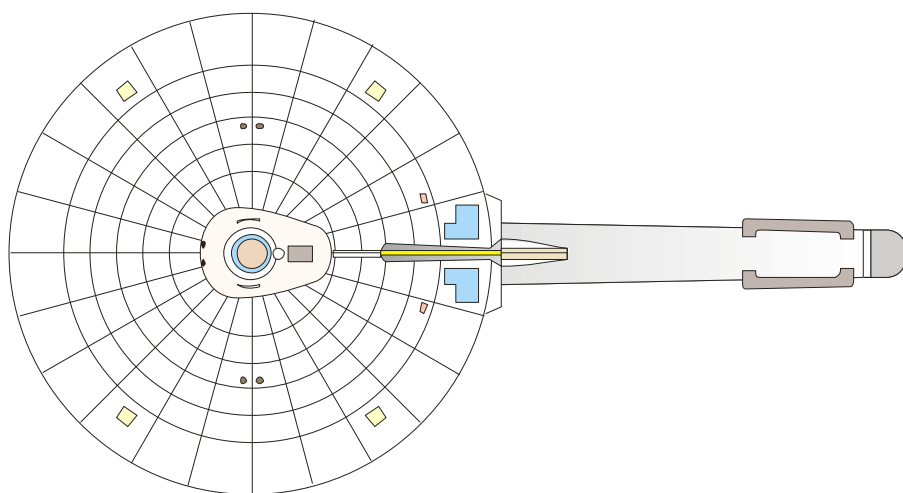


With the development of the SW series of small linear warp drives for Class 2 vessels came a series of ships based on a common primary hull. To build an inexpensive scout ship with heavy scouting abilities has led to the Agrippa class. With the Opera 2-S sensor platform the ship is an able scout.

| | Agrippa | |
|-----------------|--------------------------|---|
| Size | | |
| Dimensions | 116 x 86 x 37 | |
| Hull spaces | 70 | |
| Structure | | |
| Shields | Rated 40 | |
| Superstructure | 20 | |
| Power & Speed | | |
| Warp drive | 30 GW | |
| Impulse | 12 GW | |
| Auxiliary | 1 GW | |
| Cruising speed | W 8.0 | |
| Emergency speed | W 10.0 | |
| P-W ratio | 3.0 : 1 | |
| Complement | 60 | |
| Shuttles | 2 | |
| Armament | FH2+ 2 F 1 Pa 1 Sa | |
| SYSTEMS | S ₄ | 6 |
| | A ₄ | 3 |
| | W ₅ | 6 |
| | I ₃ | 4 |
| | B | 1 |
| | Q | 7 |
| | X ₅ | 2 |
| | X _{S5} | 2 |
| | C ₅ | 3 |
| | L ₅ | 1 |
| | V | 2 |
| | Tr | 1 |
| | Tb | 1 |
| | H | 4 |

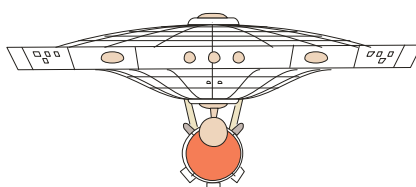
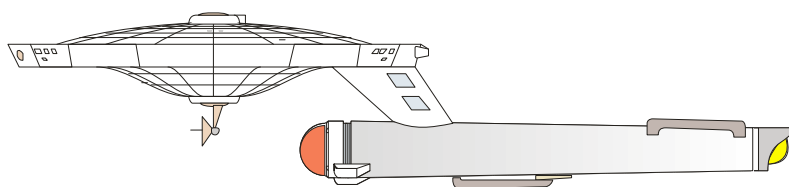
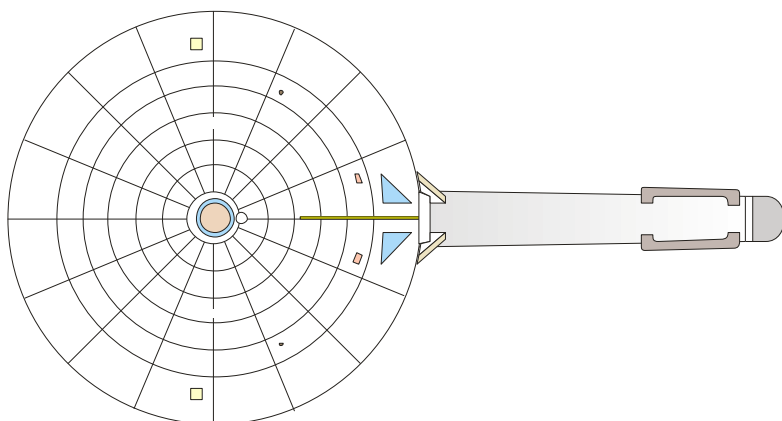
HERMES CLASS SCOUT

1 : 2000



Designed to take advantage of the new breakthroughs in starship design, this ship class was created using the modular components of the new Constitution class. The Saladin and Hermes made excellent companions to the Constitution Class, and formed the basis for the new Class 1 fleet. Up-rated during the Four Years War with phaser and photon armament they served through the General War. Like the Constitution class, these ships were refitted with new technology.

| | Initial Configuration | Phaser Refit | Hermes class Scout |
|-----------------|--|--|--|
| Size | | | |
| Dimensions | 228 x 127 x 58 | 228 x 127 x 58 | 228 x 127 x 58 |
| Hull spaces | 142 | 142 | 140 |
| Structure | | | |
| Shields | Rated 30 | Rated 36 | Rated 36 |
| Superstructure | 30 | 30 | 30 |
| Power & Speed | | | |
| Warp drive | 40 GW | 44 GW | 44 GW |
| Impulse | 20 GW | 20 GW | 20 GW |
| Auxiliary | 3 GW | 2 GW | 2 GW |
| Cruising speed | W 6.0 | W 6.0 | W 6.0 |
| Emergency speed | W 7.5 | W 8.0 | W 8.0 |
| P-W ratio | 5.5 : 1 | 5.5 : 1 | 5.5 : 1 |
| Complement | | | |
| Shuttles | 180 | 180 | 170 |
| Armament | 2 FLC+ 2 F 2 P 2 S FA3 3 F | 2 FH3 2 F 2 P 2 S FP1 2 F | 2 FH3 2 F |
| SYSTEMS | S ₃ 10 A ₃ 10 W ₄ 10 I ₂ 10 B 3 Q 20 X ₄ 5 C ₄ 3 L ₄ 4 V 2 Tr 2 Tb 1 H 12 | S ₃ 12 A ₃ 10 W ₄ 11 I ₂ 10 B 2 Q 19 X ₄ 5 C ₄ 3 L ₄ 3 V 2 Tr 2 Tb 1 H 10 Mg 2 | S ₃ 12 A ₃ 10 W ₄ 11 I ₂ 10 B 2 Q 19 X ₄ 5 Xs ₄ 16 C ₄ 4 L ₄ 8 V 2 Tr 2 Tb 1 H 10 |

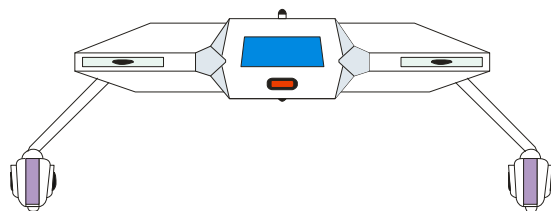
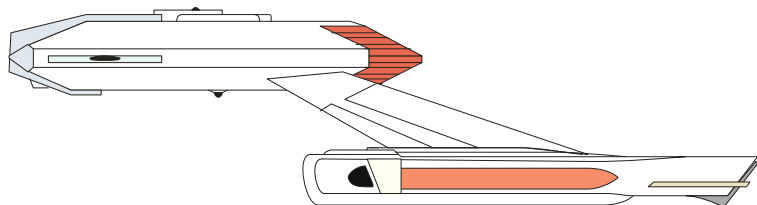
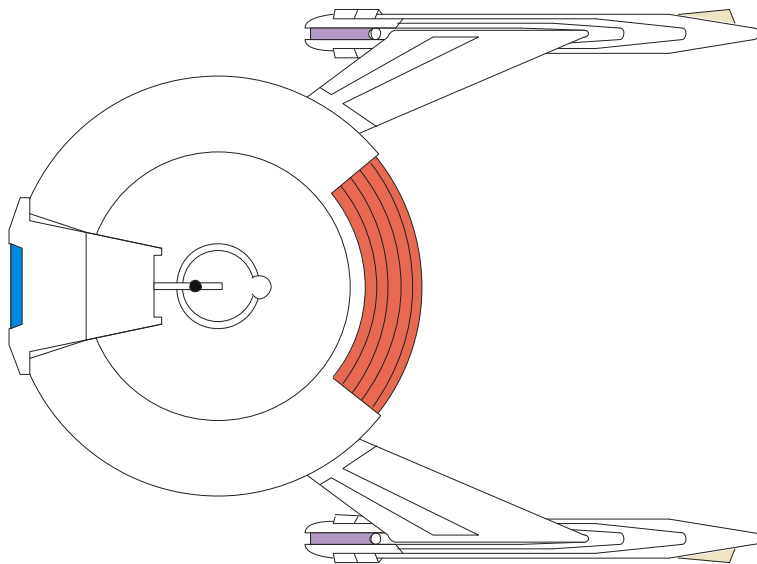


Designed as a smaller and cheaper alternative to the Hermes Class Scout, the Nelson retained all around defensive phaser firepower, while sacrificing little of the scanner capabilities of its larger cousin. Many of the vessels were converted to frigates during the General War, and served in this role throughout the war.

| | Scout | | Frigate Refit | |
|-----------------|-----------------|---------------------|----------------|---------------------|
| Size | | | | |
| Dimensions | 205 x 110 x 47 | | 205 x 110 x 47 | |
| Hull spaces | 105 | | 106 | |
| Structure | | | | |
| Shields | Rated 24 | | Rated 36 | |
| Superstructure | 21 | | 21 | |
| Power & Speed | | | | |
| Warp drive | 32 GW | | 32 GW | |
| Impulse | 12 GW | | 12 GW | |
| Auxiliary | 2 GW | | 2 GW | |
| Cruising speed | W 6.0 | | W 6.0 | |
| Emergency speed | W 8.0 | | W 8.0 | |
| P-W ratio | 4 : 1 | | 4 : 1 | |
| Complement | 100 | | 100 | |
| Shuttles | 2 | | 2 | |
| Armament | FH2 | 2 F 1 Pa 1 Sa | FH3 | 2 F 1 Pa 1 Sa |
| | | | FP2 | 1 F |
| SYSTEMS | S ₃ | 8 | S ₃ | 12 |
| | A ₃ | 7 | A ₃ | 7 |
| | W ₄ | 8 | W ₄ | 8 |
| | I ₂ | 6 | I ₂ | 6 |
| | B | 2 | B | 2 |
| | Q | 11 | Q | 11 |
| | Xs ₄ | 14 | | |
| | X ₄ | 4 | X ₄ | 4 |
| | C ₄ | 2 | C ₄ | 2 |
| | L ₄ | 6 | L ₄ | 4 |
| | V | 2 | V | 2 |
| | Tr | 2 | Tr | 2 |
| | Tb | 1 | Tb | 1 |
| | H | 8 | H | 8 |
| | | | Mg | 1 |

RANGER CLASS SCOUT

1 : 1000

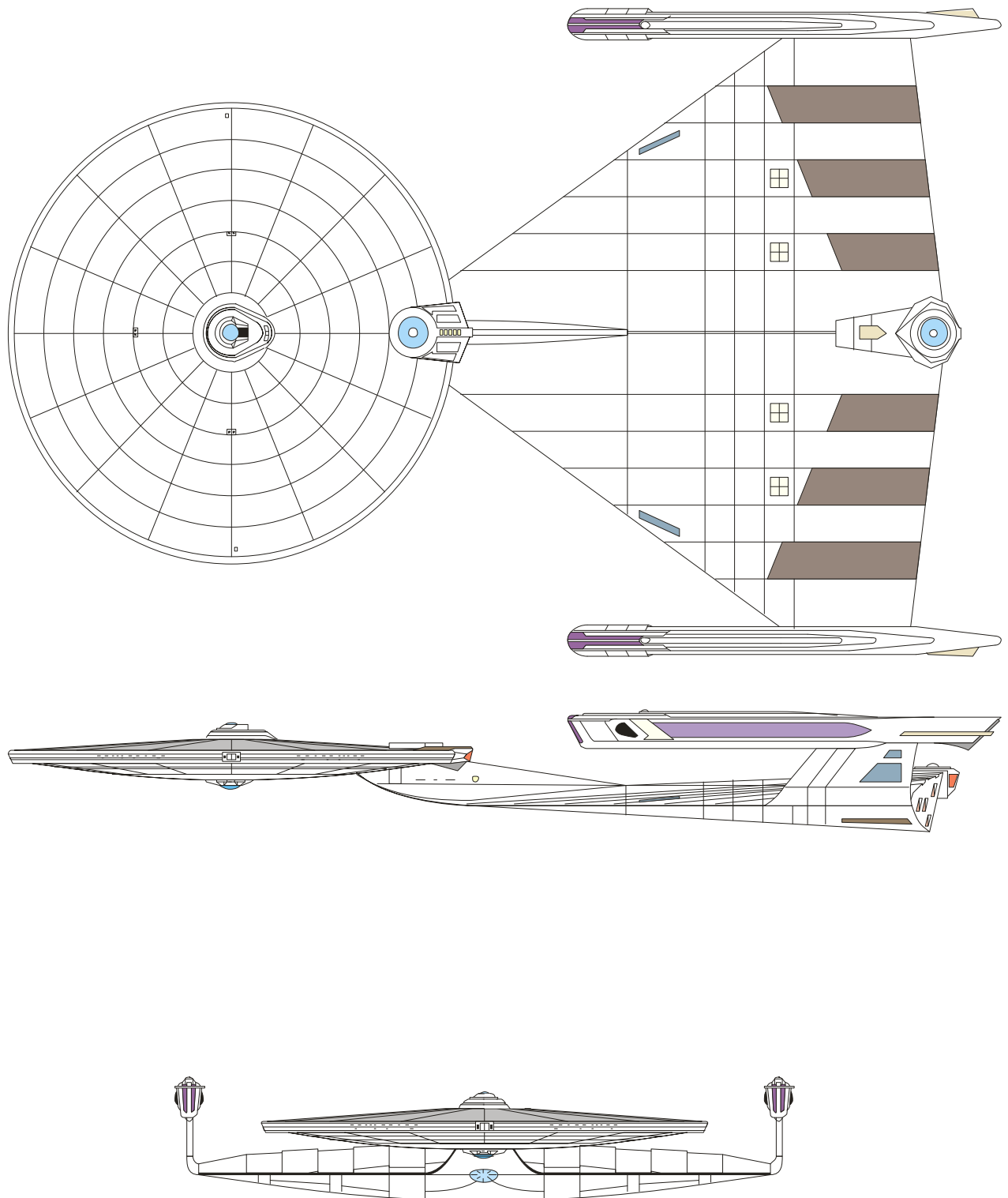


The smallest vessel used by Starfleet for solo scouting missions in unexplored territory, the Ranger carries a large shuttle-bay and a hefty armament for a ship it's size. More economical than a class 1 starship, these starships are becoming popular as armed yachts.

| | Scout | | Yacht | |
|-----------------|-------------------------------------|---|-------------------------|---|
| Size | | | | |
| Dimensions | 99 x 72 x 26 | | 99 x 72 x 26 | |
| Hull spaces | 55 | | 54 | |
| Structure | | | | |
| Shields | Rated 40 | | Rated 30 | |
| Superstructure | 24 | | 24 | |
| Power & Speed | | | | |
| Warp drive | 20 GW | | 18 GW | |
| Impulse | 9 GW | | 6 GW | |
| Auxiliary | 1 GW | | 1 GW | |
| Cruising speed | W 8.0 | | W 7.0 | |
| Emergency speed | W 10.0 | | W 9.0 | |
| P-W ratio | 2.0 : 1 | | 2.0 : 1 | |
| Complement | 35 | | 20 + 40 passengers | |
| Shuttles | 3 | | 3 | |
| Armament | FH2+ 1 Pf 1 Sf 1 O FP4 1 F | | FH2 1 Pf 1 Sf 1 O | |
| SYSTEMS | S ₄ | 6 | S ₃ | 6 |
| | A ₄ | 4 | A ₄ | 4 |
| | W ₅ | 4 | W ₅₋ | 4 |
| | I ₃ | 3 | I ₂ | 3 |
| | B | 1 | B | 1 |
| | Q | 4 | Q | 6 |
| | X ₅ | 2 | X ₅ | 1 |
| | X _{S5} | 2 | C ₅ | 1 |
| | C ₅ | 1 | L ₅ | 1 |
| | L ₅ | 3 | V | 3 |
| | V | 3 | Tr | 1 |
| | Tr | 1 | Tb | |
| | Tb | 1 | H | 9 |
| | H | 5 | | |
| | Mg | 1 | | |

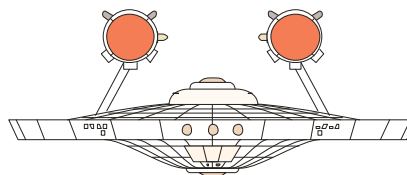
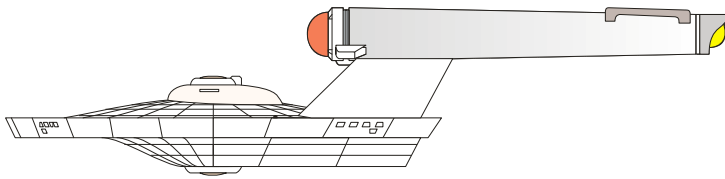
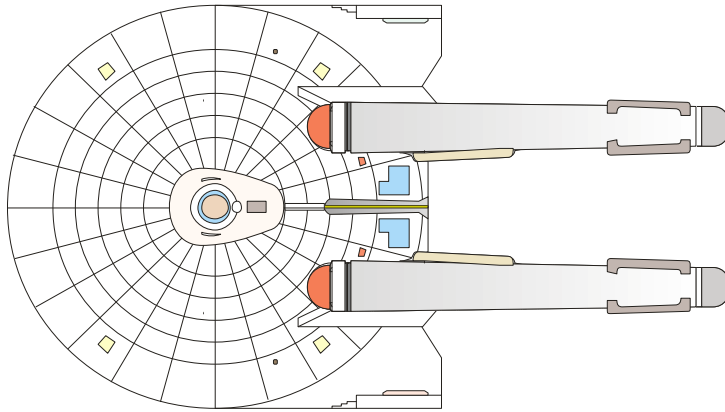
ARIEL CLASS SHUTTLECARRIER

1 : 3000



The Ariel class shuttle-carriers were built to replace the surviving McArthur class shuttle-carriers after the General War. Much larger than the McArthurs, this class would form the focus of a small fleet or task force. They were, however, built at a time when attack shuttles were being eclipsed by interceptors and patrol fighters: larger, and capable of independent operation. Originally planned to be a 400 ship class, only 132 were built. This class is being considered for conversion to galaxy exploration cruisers, or to interceptor carriers with rebuilt shuttle bays.

| | Ariel | |
|-----------------|---|-----|
| Size | | |
| Dimensions | 504 x 315 x 68 | |
| Hull spaces | 800 | |
| Structure | | |
| Shields | Rated 160 | |
| Superstructure | 192 | |
| Power & Speed | | |
| Warp drive | 290 GW | |
| Impulse | 90 GW | |
| Auxiliary | 10 GW | |
| Cruising speed | W 7.0 | |
| Emergency speed | W 9.0 | |
| P-W ratio | 32 : 1 | |
| Complement | 1260 | |
| Shuttles | 72 | |
| Armament | FH3+ 4 F 4 P 4 S 4 O FHG 4 Pf+ 4 Sf+ 4 Pa+ 4 Sa+ FP6 4 F 2 A | |
| SYSTEMS | S ₄ | 60 |
| | A ₄ | 72 |
| | W ₅ | 58 |
| | I ₃ | 30 |
| | B | 10 |
| | Q | 130 |
| | X ₅ | 12 |
| | C ₅ | 12 |
| | L ₅ | 2 |
| | V | 80 |
| | Tr | 10 |
| | Tb | 9 |
| | H | 47 |
| | Mg | 20 |

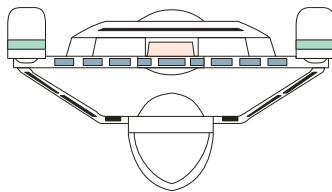
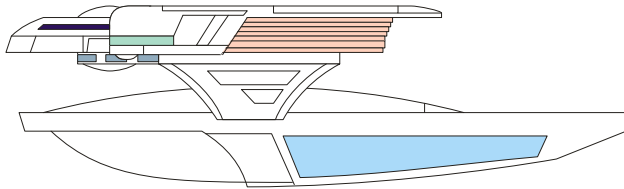
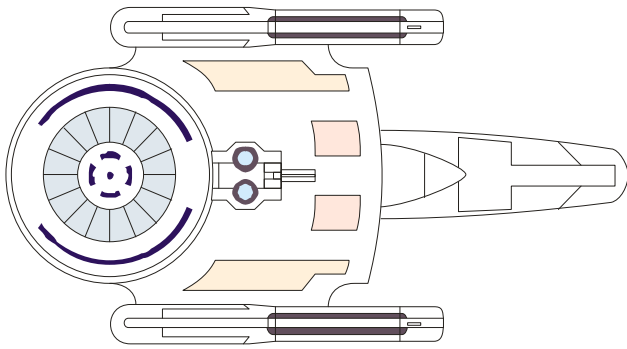


Although patterned after and resembling a Class 1 Starship, The Derf Class vessels are actually built as Class 2 ships. The main role of the ship in the interior of the Federation is maintenance and repair of space lane buoys (freeing more valuable ships from this task), as well as minor patrol duties. The vessel has been used as a light repair ship in small fleets. It is also used as a diplomatic ship as it has large spacious quarters .

| | Derf | |
|-----------------|-----------------|---------------------|
| Size | | |
| Dimensions | 192 x 110 x 45 | |
| Hull spaces | 115 | |
| Structure | | |
| Shields | Rated 24 | |
| Superstructure | 24 | |
| Power & Speed | | |
| Warp drive | 32 GW | |
| Impulse | 16 GW | |
| Auxiliary | 2 GW | |
| Cruising speed | W 5.5 | |
| Emergency speed | W 7.0 | |
| P-W ratio | 4.5 : 1 | |
| Complement | 80 | |
| Shuttles | 6 | |
| Armament | FH3 | 2 F 1 Pa 1 Sa |
| SYSTEMS | S ₃ | 8 |
| | A ₃ | 8 |
| | W ₄ | 8 |
| | I ₂ | 8 |
| | B | 2 |
| | Q ₊ | 10 |
| | Xs ₄ | 6 |
| | X ₄ | 3 |
| | C ₄ | 3 |
| | L ₄ | 3 |
| | V | 4 |
| | V _R | 6 |
| | Tr | 2 |
| | Tb | 1 |
| | H | 10 |

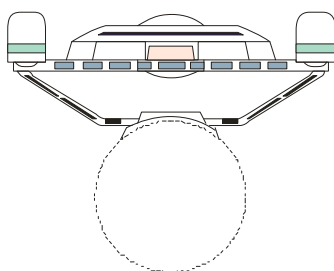
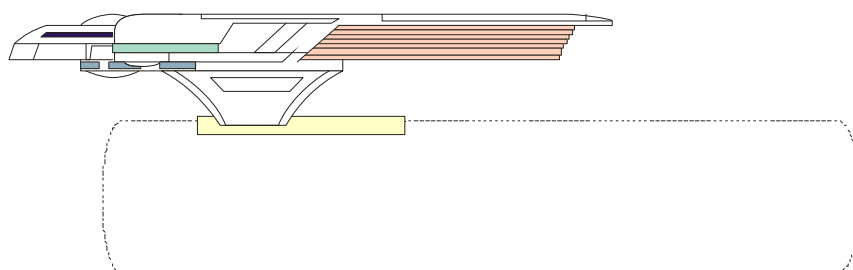
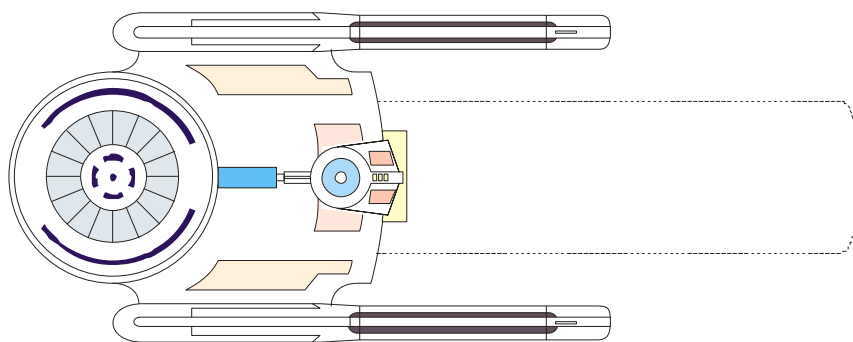
OBERTH CLASS SURVEY VESSEL

1 : 2000



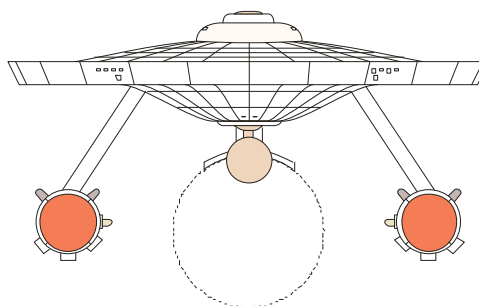
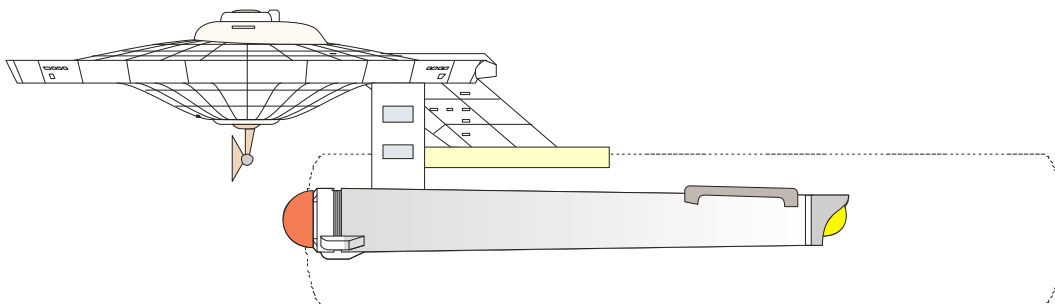
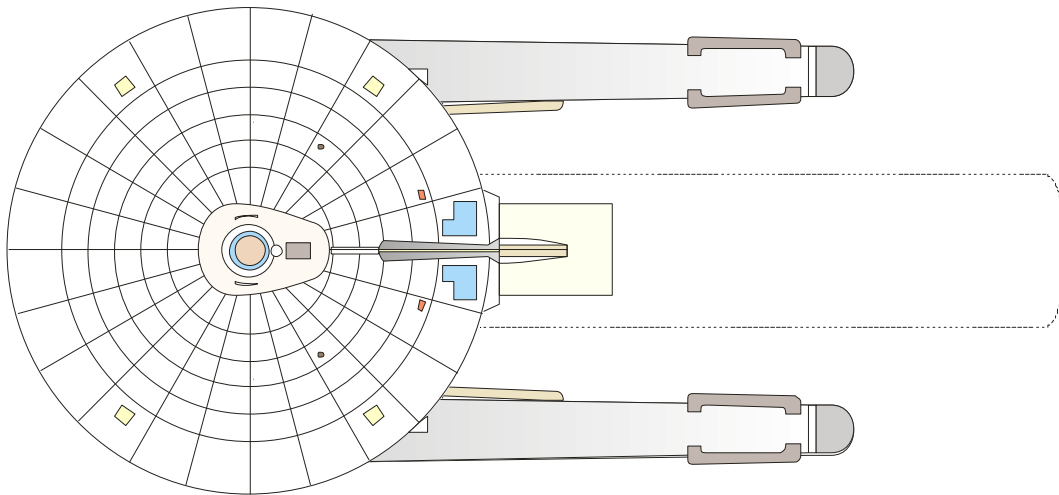
With the development of the SW series of small linear warp drives for Class 2 vessels came a series of ships based on the Class 1 design philosophy of using a common primary hull. The largest of these is the Oberth Class. These survey vessels are intended for use in non-hostile sectors of space, but are equipped with defensive phasers.

| | Oberth | |
|-----------------|--------------------------|----|
| Size | | |
| Dimensions | 164 x 86 x 47 | |
| Hull spaces | 75 | |
| Structure | | |
| Shields | Rated 26 | |
| Superstructure | 20 | |
| Power & Speed | | |
| Warp drive | 30 GW | |
| Impulse | 12 GW | |
| Auxiliary | 1 GW | |
| Cruising speed | W 7.5 | |
| Emergency speed | W 10.0 | |
| P-W ratio | 3.0 : 1 | |
| Complement | 80 | |
| Shuttles | 3 | |
| Armament | FH2+ 2 F 1 Pa 1 Sa | |
| SYSTEMS | S ₄ | 4 |
| | A ₄ | 3 |
| | W ₅ | 6 |
| | I ₃ | 4 |
| | B | 1 |
| | Q | 9 |
| | X ₅ | 10 |
| | C ₅ | 3 |
| | L ₅ | 6 |
| | V | 2 |
| | Tr | 1 |
| | Tb | 1 |
| | H | 5 |



After the decommissioning of the Ptolemy class Transports, Starfleet relied on older and simpler tugs to tow *Class 1* containers until newer designs came along. The Ross class resurrected the full size transport / tug, and led to the development of the TTH, while lighter, specific purpose ships were also designed. A class 2 vessel, using the universal primary hull was chosen, with enlarged engines.

| | Fisher | |
|-----------------|---|----|
| Size | | |
| Dimensions | 160 x 86 x 32 | |
| Hull spaces | 100 | |
| Structure | | |
| Shields | Rated 33 (20 w/ pods) | |
| Superstructure | 27 | |
| Power & Speed | | |
| Warp drive | 80 GW | |
| Impulse | 24 GW | |
| Auxiliary | 1 GW | |
| Cruising speed | W 9.0 W 7.0 (1 pod) W 4.5 (2 pods) | |
| Emergency speed | W 12.0 W 8.5 (1 pod) W 5.5 (2 pods) | |
| P-W ratio | 4.0 : 1 / 9 : 1 / 14 : 1 | |
| Complement | 50 | |
| Shuttles | 2 | |
| Armament | FH2+ 2 F 1 Pa 1 Sa | |
| SYSTEMS | S ₄ | 5 |
| | A ₄ | 4 |
| | W ₅ | 16 |
| | I ₃ | 8 |
| | B | 1 |
| | Q | 6 |
| | X ₅ | 2 |
| | C ₅ | 2 |
| | L ₅ | 1 |
| | V | 2 |
| | TPD | 1 |
| | Tr | 1 |
| | Tb | 1 |
| | H | 3 |

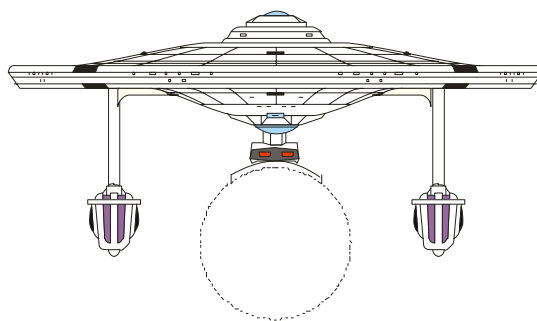
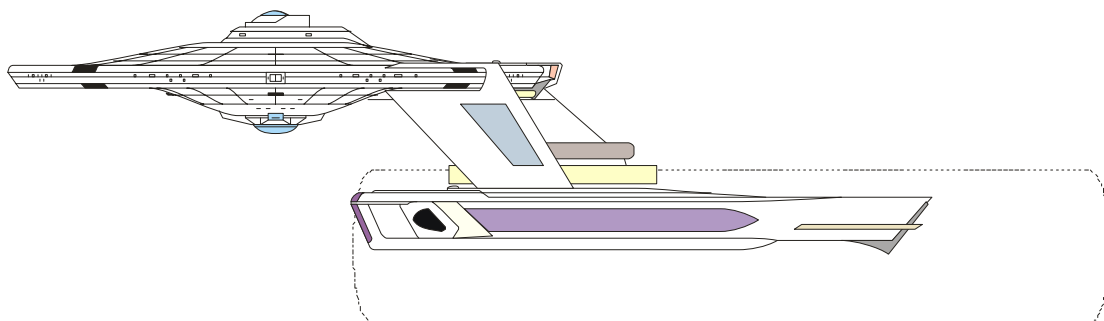
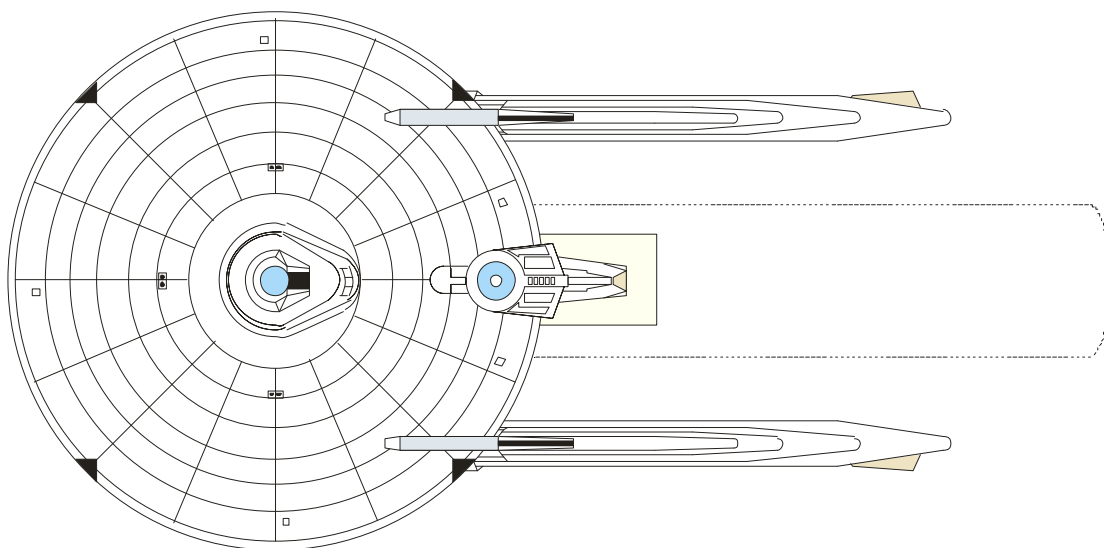


One of the first Class 1 designs (after the Constitution) these ships were supposed to be the solution to Transport Command's problems. Although they performed their duties well, the limitations of a non - dedicated design shone through. They contained full structural, power, and scientific capabilities of a class 1 vessel, in a starship which rather sedately moved transport containers around. They definitely did not go "where no one has gone before." Consequently the entire fleet was decommissioned, and the role of moving transport containers fell upon other vessels. They were resurrected in the General War, when the need for armed transports and Q-ships was at an all time high.

| | Ptolemy | |
|-----------------|---------------------------|----|
| Size | | |
| Dimensions | 222 x 127 x 66 | |
| Hull spaces | 175 | |
| Structure | | |
| Shields | Rated 45 (30 w/ 2 pods) | |
| Superstructure | 42 | |
| Power & Speed | | |
| Warp drive | 96 GW | |
| Impulse | 24 GW | |
| Auxiliary | 4 GW | |
| Cruising speed | W 7.5 | |
| | W 6.0 (1 pod) | |
| Emergency speed | W 4.5 (2 pods) | |
| | W 9.5 | |
| | W 8.0 (1 pod) | |
| P-W ratio | W 5.5 (2 pods) | |
| | 7.0 : 1 / 12 : 1 / 17 : 1 | |
| Complement | 155 | |
| Shuttles | 2 | |
| Armament | FH3 2 F | |
| | 1 Pa | |
| | 1 Sa | |
| SYSTEMS | S ₃ | 15 |
| | A ₃ | 14 |
| | W ₄ | 24 |
| | I ₂ | 12 |
| | B | 4 |
| | Q | 17 |
| | X ₄ | 5 |
| | C ₄ | 3 |
| | L ₄ | 1 |
| | V | 2 |
| | T _{PD} | 1 |
| | Tr | 2 |
| | Tb | 3 |
| | H | 8 |

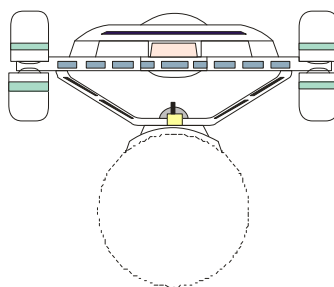
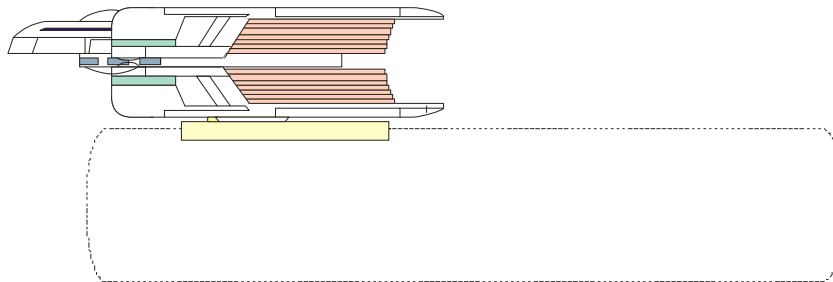
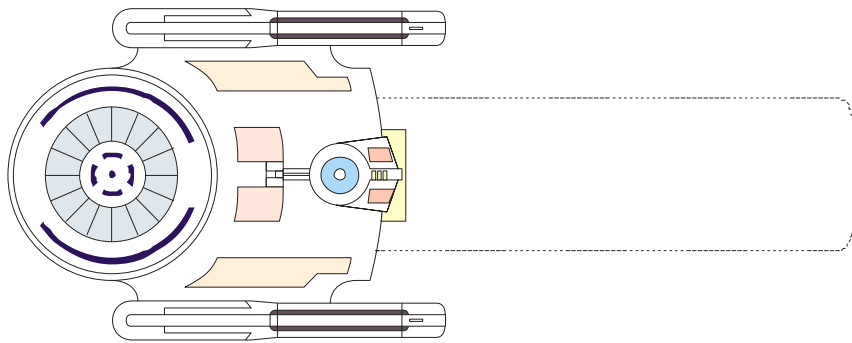
ROSS CLASS TRANSPORT / TUG

1 : 2000



After the decommissioning of the Ptolemy class Transports, Starfleet relied on older and simpler tugs to tow *Class 1* containers until newer designs came along. The Ptolemy hulls were given over to Starfleet engineers for use in building prototypes. During the General War, Tac-Fleet found a need for a ship that met the specifications of the Ptolemy type and re-commissioned the remaining *Class 1* tug fleet. The war did show a major flaw of the Ptolemys -- it did not have adequate armament. A *Class 1-B* design was created, and a new role for the Transports was found: with adequate structural support and armament, the effectively over-engined Ross class, without a pod in tow, makes an excellent fast escort for the Dreadnought flagships, as well as any other fast escort role.

| | Ross |
|-----------------|--|
| Size | |
| Dimensions | 248 x 142 x 66 |
| Hull spaces | 225 |
| Structure | |
| Shields | Rated 64 (43 w/ 2 pods) |
| Superstructure | 68 |
| Power & Speed | |
| Warp drive | 150 GW |
| Impulse | 36 GW |
| Auxiliary | 4 GW |
| Cruising speed | W 10.0 W 8.0 (1 pod) W 6.0 (2 pods) |
| Emergency speed | W 12.0 W 10.0 (1 pod) W 7.5 (2 pods) |
| P-W ratio | 9.0 : 1 / 14 : 1 / 19 : 1 |
| Complement | 170 |
| Shuttles | 2 |
| Armament | FH2+ 4 F 4 P 4 S FP5 2 F |
| SYSTEMS | S ₄ 16 A ₄ 17 W ₅ 30 I ₃ 12 B 4 Q 20 X ₅ 4 C ₅ 4 L ₅ 1 V 2 TPD 1 Tr 3 Tb 3 H 7 Mg 2 |



The Schmidt class was developed with other, specific purpose ships similar to the Fisher. A class 2 vessel, using the universal primary hull, this version has an enlarged warp reactor feeding 4 standard nacelles. The Schmidt is also equipped with a large tractor array, enabling it to tow starships and other large objects.

| | Schmidt | |
|-----------------|---|----|
| Size | | |
| Dimensions | 116 x 86 x 32 | |
| Hull spaces | 90 | |
| Structure | | |
| Shields | Rated 27 (16 w/ pods) | |
| Superstructure | 27 | |
| Power & Speed | | |
| Warp drive | 60 GW | |
| Impulse | 24 GW | |
| Auxiliary | 1 GW | |
| Cruising speed | W 9.0 W 7.0 (1 pod) W 4.5 (2 pods) | |
| Emergency speed | W 12.5 W 8.5 (1 pod) W 5.5 (2 pods) | |
| P-W ratio | 3.5 : 1 / 8.5 : 1 / 13.5 : 1 | |
| Complement | 50 | |
| Shuttles | 2 | |
| Armament | FH2+ 2 F 1 Pa 1 Sa | |
| SYSTEMS | S ₄ | 4 |
| | A ₄ | 4 |
| | W ₅ | 12 |
| | I ₃ | 8 |
| | B | 1 |
| | Q | 5 |
| | X ₅ | 2 |
| | C ₅ | 2 |
| | L ₅ | 1 |
| | V | 2 |
| | TPD | 1 |
| | Tr | 1 |
| | Tb | 3 |
| | H | 3 |

CLASS 1 TRANSPORT CONTAINERS ("PODS")


1 : 2000




Cargo Container (Plan)



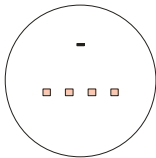
Starliner (Plan)



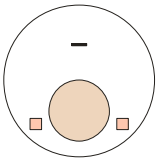
Cargo Container (Profile)



Starliner (Profile)



Cargo Container
(View Forward)




Starliner

The standard Class I cargo container is configurable for carrying all types of cargo. The passenger liner pod is equipped with an oversize impulse engine and can be used by itself for interplanetary or short interstellar trips.

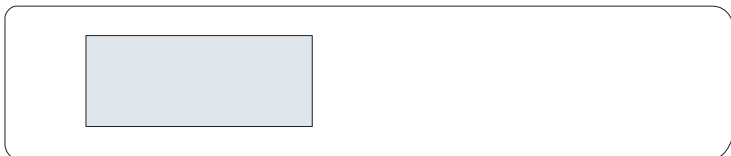
| | Cargo Pod | Starliner Pod |
|----------------|--------------------------|-----------------------|
| Size | | |
| Dimensions | 195 x 40 x 40 | 195 x 40 x 40 |
| Hull spaces | 225 | 225 |
| Structure | | |
| Shields | - | Rated 16 - 24 |
| Superstructure | 12 - 30 | 24 - 36 |
| Power & Speed | | |
| Impulse | | 24 GW |
| Auxiliary | 3 GW | 6 GW |
| Cruising speed | | W 0.85 |
| P-W ratio | 5.0 : 1 | 6.0 : 1 |
| Complement | 10 | 150 + 1000 passengers |
| Shuttles | 5 - 3 | 12 |
| SYSTEMS | | |
| | A ₁₋₃ 12 - 10 | S ₂₋₃ 8 |
| | | A ₂₋₃ 12 |
| | | I ₂ 12 |
| | B 3 | B 6 |
| | Q 1 | Q 125 |
| | | X ₃ 3 |
| | | C ₃ 3 |
| | | L ₄ 1 |
| | V 5 - 3 | V 12 |
| | Tr 0 - 4 | Tr 6 |
| | | Tb 1 |
| | H 205 | H 36 |

CLASS 1 TRANSPORT PODS

1 : 2000



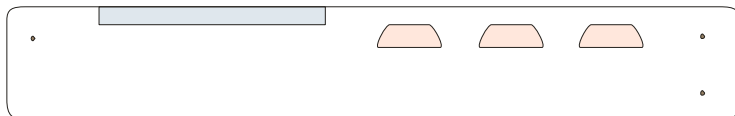
Battle Pod (Plan)



Carrier Pod (Plan)



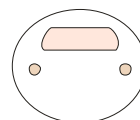
Battle Pod (Profile)



Carrier Pod (Profile)



Battle Pod



Carrier Pod

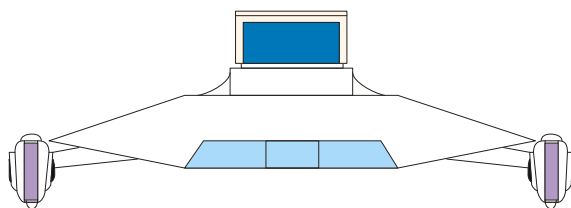
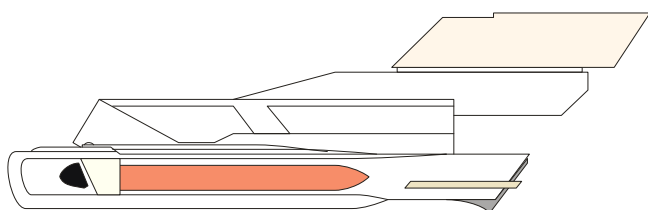
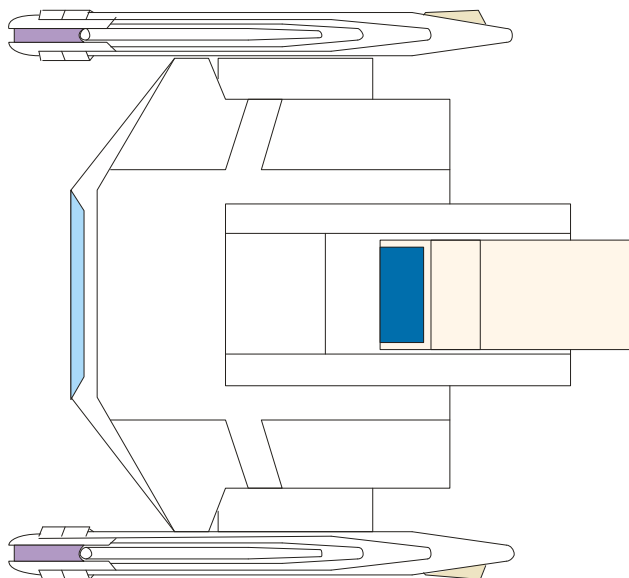
(View Forward)

The battle pod and shuttle-carrier pod were designed during the General War to press transports into use as cruisers and carriers. The shuttle-carrier pod was eventually phased out (with attack shuttles) while the battle pod is still used effectively, especially when upgraded and fitted to the Ross class (and later) fleet tugs.

| | Battle Pod | | Shuttle-carrier Pod | |
|----------------|--|--|--|--|
| Size | | | | |
| Dimensions | 195 x 36 x 25 | | 195 x 36 x 30 | |
| Hull spaces | 138 | | 160 | |
| Structure | | | | |
| Shields | Rated 36 | | Rated 36 | |
| Superstructure | 30 | | 33 | |
| Power & Speed | | | | |
| Impulse | 24 GW | | 24 GW | |
| Auxiliary | 50 GW | | 33 GW | |
| Cruising speed | W 0.85 | | W 0.85 | |
| P-W ratio | 5.5 : 1 | | 6.0 : 1 | |
| Complement | 60 | | 160 | |
| Shuttles | | | 36 | |
| Armament | FH3 2 F 2 P 2 S FH1 2 P 2 S FP2 2 F 1 A | | FHG 3 F 3 P 3 S | |
| SYSTEMS | S ₃ 12 A ₃ 10 W _{4R} 12 I ₂ 8 B 2 Q 13 X ₄ 4 C ₄ 4 Tr 2 H 7 Mg 6 | | S ₃ 12 A ₃ 11 W _{4R} 8 I ₂ 8 B 1 Q 18 X ₄ 4 C ₄ 4 V 36 Tr 2 Tb 6 H 5 Mg 10 | |

C'LAIH CLASS WARPSHUTTLE


1 : 500




The C'Laih was designed at Cait to be the successor to the Mission class courier. A bit small for this role, the vessel makes an excellent light personnel shuttle and private yacht. A fast design, speed does make up partially for its small size. Originally designed with no armament, it never was completely successful in tests, so a defensive phaser was added.

| | C'Laih | |
|-----------------|-------------------|----|
| Size | | |
| Dimensions | 43 x 38 x 13 | |
| Hull spaces | 21 | |
| Structure | | |
| Shields | Rated 18 | |
| Superstructure | 10 | |
| Power & Speed | | |
| Warp drive | 10 GW | |
| Impulse | 3 GW | |
| Auxiliary | | |
| Cruising speed | W 8.0 | |
| Emergency speed | W 10.0 | |
| P-W ratio | 1.0 : 1 | |
| Complement | 7 + 15 passengers | |
| Shuttles | none | |
| Armament | FH2+ 1 F+ | |
| SYSTEMS | S ₄ | 2 |
| | A ₄ | 1 |
| | W ₅ | 2 |
| | I ₃ | 1 |
| | B | |
| | Q | 3 |
| | X ₅ | 1 |
| | C ₅ | 1 |
| | L ₅ | |
| | V | |
| | Tr | 1* |
| | Tb | |
| | H | 3 |

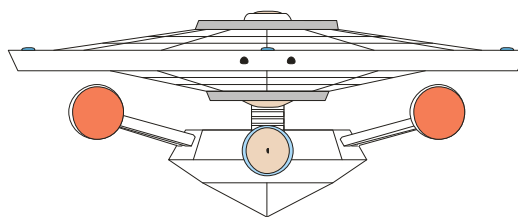
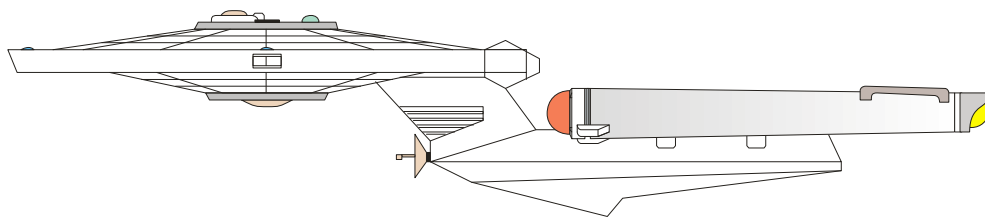
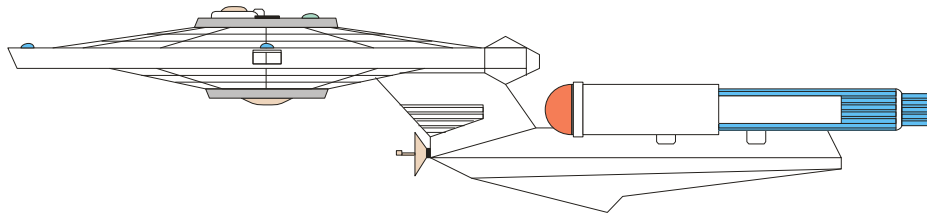
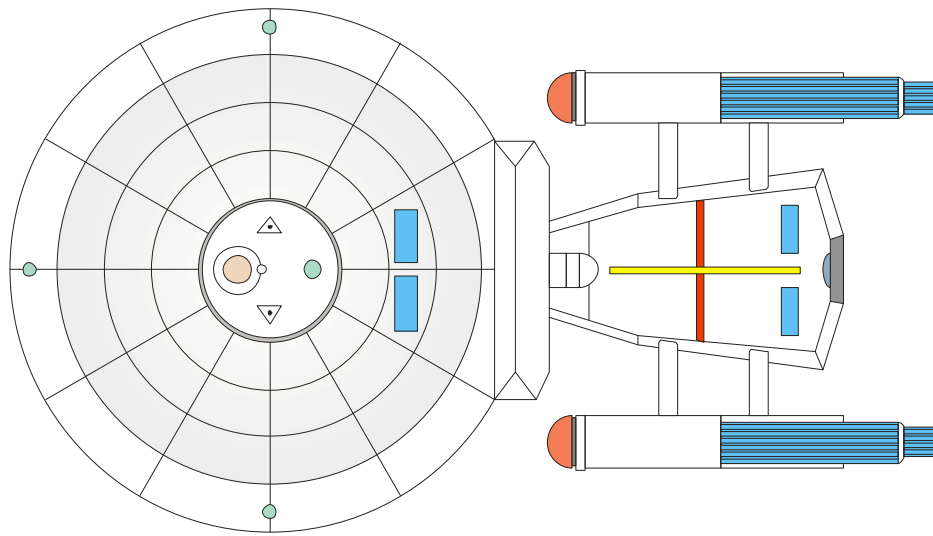
FEDERATION STARSHIPS : RESERVE & PARAMILITARY





BATON ROUGE CLASS HEAVY CRUISER

1 : 2000



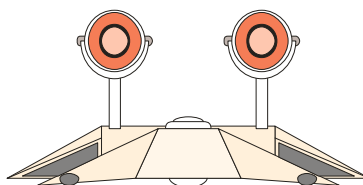
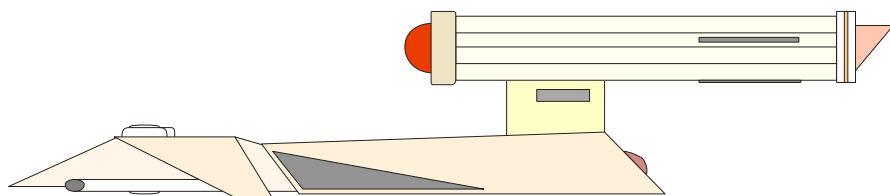
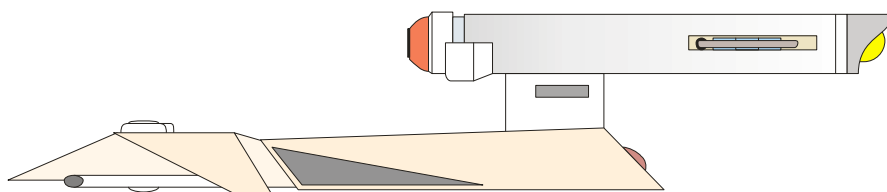
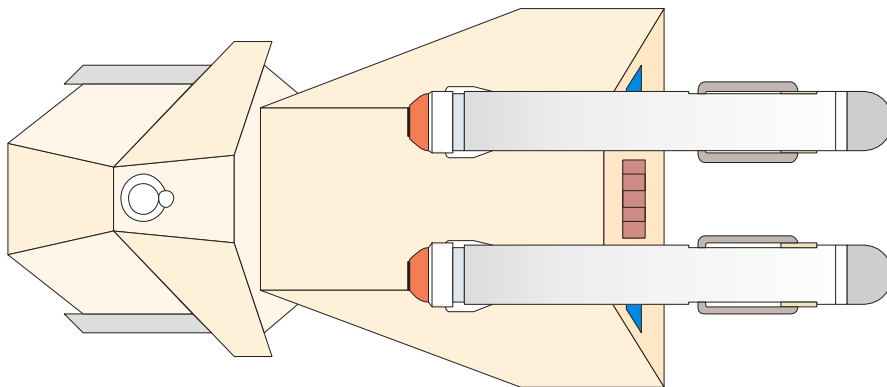
The Baton Rouge class Heavy Cruiser was the epitome of 3rd generation cruisers. Contemporary to the Valley Forge class, this class was larger and contained a heavier suite of weaponry. The class was refitted for the General War, and still serves in some smaller navies in its original configuration.

| | Original | | General War Refit | |
|-----------------|---|----|---|----|
| Size | | | | |
| Dimensions | 245 x 136 x 54 | | 260 x 136 x 54 | |
| Hull spaces | 220 | | 220 | |
| Structure | | | | |
| Shields | Rated 30 | | Rated 48 | |
| Superstructure | 40 | | 40 | |
| Power & Speed | | | | |
| Warp drive | 54 GW | | 72 GW | |
| Impulse | 28 GW | | 24 GW | |
| Auxiliary | 5 GW | | 5 GW | |
| Cruising speed | W 4.75 | | W 6.0 | |
| Emergency speed | W 6.0 | | W 7.5* | |
| P-W ratio | 9.0 : 1 | | 9.0 : 1 | |
| Complement | 350 | | 350 | |
| Shuttles | 3 | | 3 | |
| Armament | FLC+ 2 F 2 P 2 S 2 O FAC4 2 F | | FH2 2 F 2 P 2 S 2 O FP2 2 F | |
| SYSTEMS | S ₂ | 15 | S ₃ | 16 |
| | A ₂₊ | 16 | A ₂₊ | 16 |
| | W ₃ | 18 | W ₄ | 18 |
| | I ₂ | 14 | I ₂ | 12 |
| | B | 5 | B | 5 |
| | Q | 38 | Q | 38 |
| | X ₃ | 5 | X ₄ | 5 |
| | C ₃ | 5 | C ₄ | 5 |
| | L ₃ | 8 | L ₄₋ | 8 |
| | V | 6 | V | 6 |
| | Tr _E | 2 | Tr | 3 |
| | Tb | 1 | Tb | 2 |
| | H | 13 | H | 15 |
| | | | Mg | 3 |

* structural limitation

TEXAS CLASS LIGHT CRUISER

1 : 2000



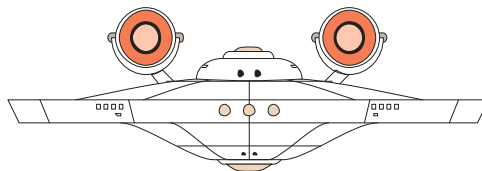
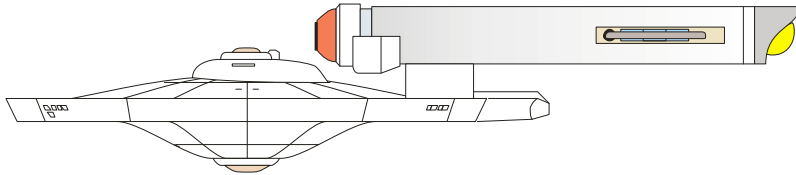
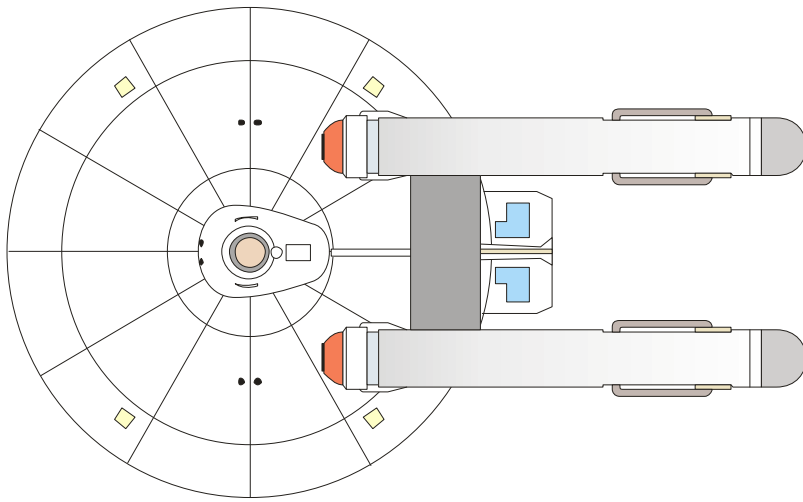
The Texas class was originally designed near the end of the Romulan War. The hull was made from advanced materials and is armored. The modular design allowed the class to have one of the longest service lives of any Federation starship class. Refitted numerous times, this class was, along with the Baton Rouge and Mann class cruisers, de-mothballed and refitted (again) for the General War, when attrition of cruisers was at an all time high.

| | Initial Configuration | Mid-service Refit | General War Refit |
|-----------------|------------------------------|-------------------------------|------------------------------|
| Size | | | |
| Dimensions | 240 x 96 x 48 | 236 x 96 x 48 | 235 x 96 x 47 |
| Hull spaces | 160 | 160 | 165 |
| Structure | | | |
| Shields | | Rated 16 | Rated 30 |
| Armour | 30 | 20* | 16* |
| Superstructure | 24 | 24 | 30 |
| Power & Speed | | | |
| Warp drive | 28 GW | 36 GW | 48 GW |
| Impulse | 9 GW | 16 GW | 16 GW |
| Auxiliary | 6 GW | 5 GW | 5 GW |
| Cruising speed | W 3.5 | W 4.5 | W 5.5 |
| Emergency speed | W 4.25 | W 5.5 | W 7.5 |
| P-W ratio | 6.5 : 1 | 6.5 : 1 | 6.5 : 1 |
| Complement | 220 | 220 | 220 |
| Shuttles | 5 | 5 | 5 |
| Armament | | | -OR- |
| | FLC 2 F 1 P 1 S 1 O | FLC+ 2 F 1 P 1 S 1 O | FH3 2 F 1 P 1 S 1 O |
| | FT3 4 F | FAC4 2 F | FP2 2 F FP1 2 F 1 A |
| SYSTEMS | | | |
| | S ₂ 8 | S ₂ 8 | S ₃ 10 |
| | a ₂ 15 | a ₂ 10 | a ₂ 8 |
| | A ₂ 12 | A ₂ 12 | A ₂₊ 12 |
| | W ₂ 14 | W ₃ 12 | W ₄ 12 |
| | I ₁ 10 | I ₂ 8 | I ₂ 8 |
| | B 6 | B 5 | B 5 |
| | Q _S 24 | Q 24 | Q 24 |
| | X ₂ 3 | X ₃ 3 | X ₄ 3 |
| | C ₂ 4 | C ₃ 4 | C ₄ 4 |
| | L ₂ 4 | L ₃ 4 | L ₄ 2 |
| | V 5 | V 5 | V 5 |
| | | Tre 1 | Tr 2 |
| | | Tb 1 | Tb 1 |
| | H 14 | H 14 | H 12 |
| | Mg 2 | | Mg 2 |

+ warp drive not armored: roll on the DAC before applying armour hits.

TYPE "A" WAR CRUISER

1 : 2000

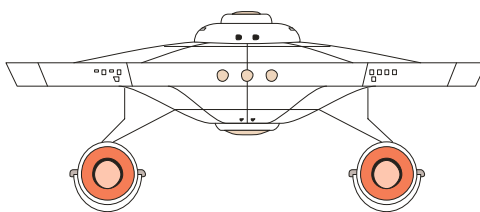
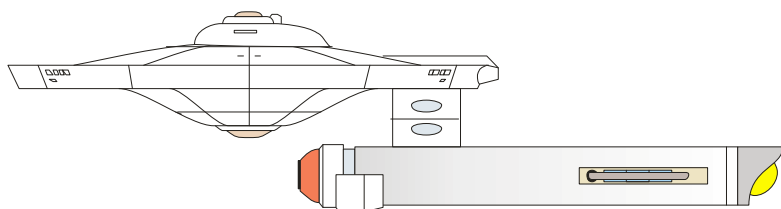
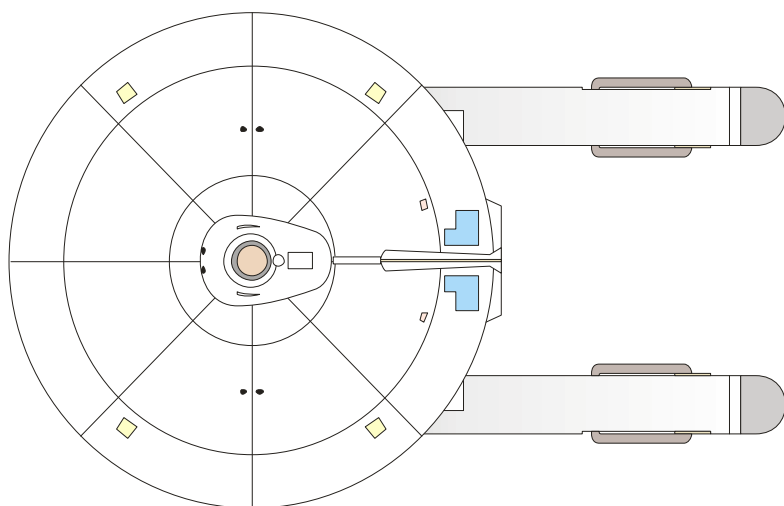


War Cruisers were built during the General War to replace lost cruisers (both light and heavy). Built as simply as possible, and utilizing the least amount of materials, the type "A" and "B" cruisers were the only cruisers produced in quantity in the latter half of the war. These vessels were built utilizing simplified components and lacking any amenities (such as manual, hinged pressure doors replacing automatic bulkheads). Two basic armament options were installed, depending on what was available during construction. The surviving vessels were decommissioned at the conclusion of the war. They were deemed to be too costly to refit with the advanced technology that was developed at that time.

| | CW - A | | | |
|-----------------|----------------|-----|-----|-----|
| Size | | | | |
| Dimensions | 212 x 127 x 43 | | | |
| Hull spaces | 155 | | | |
| Structure | | | | |
| Shields | Rated 39 | | | |
| Superstructure | 42 | | | |
| Power & Speed | | | | |
| Warp drive | 48 GW | | | |
| Impulse | 20 GW | | | |
| Auxiliary | 4 GW | | | |
| Cruising speed | W 6.5 | | | |
| Emergency speed | W 8.0 | | | |
| P-W ratio | 6.0 : 1 | | | |
| Complement | 240 | | | |
| Shuttles | 2 | | | |
| Armament | | | | |
| | - OR - | | | |
| | FH3 | 2 F | FH3 | 2 F |
| | | 2 P | | 2 P |
| | | 2 S | | 2 S |
| | FP2 | 2 F | FP1 | 2 F |
| | | | | 1 A |
| SYSTEMS | | | | |
| | S ₃ | 13 | | |
| | A ₃ | 14 | | |
| | W ₄ | 12 | | |
| | I ₂ | 10 | | |
| | B | 4 | | |
| | Q _S | 27 | | |
| | X ₄ | 3 | | |
| | C ₄ | 4 | | |
| | L ₄ | 2 | | |
| | V | 2 | | |
| | Tr | 3 | | |
| | Tb | 1 | | |
| | H | 7-8 | | |
| | Mg | 3 | | |

TYPE "B" WAR CRUISER


1 : 2000




War Cruisers were built during the General War to replace lost cruisers (both light and heavy). Built as simply as possible, and utilizing the least amount of materials, the type "A" and "B" cruisers were the only cruisers produced in quantity in the latter half of the war. These vessels were built utilizing simplified components and lacking any amenities (such as manual, hinged pressure doors replacing automatic bulkheads). Four basic armament options and two different shield types were installed, depending on what was available during construction. The surviving vessels were decommissioned at the conclusion of the war. They were deemed to be too costly to refit with the advanced technology that was developed at that time.

| | CW - B | | | |
|-----------------|-----------------|-----|--------|-----|
| Size | | | | |
| Dimensions | 208 x 127 x 52 | | | |
| Hull spaces | 150 | | | |
| Structure | | | | |
| Shields | Rated 30-36 | | | |
| Superstructure | 36 | | | |
| Power & Speed | | | | |
| Warp drive | 48 GW | | | |
| Impulse | 20 GW | | | |
| Auxiliary | 4 GW | | | |
| Cruising speed | W 6.5 | | | |
| Emergency speed | W 8.0 | | | |
| P-W ratio | 6.0 : 1 | | | |
| Complement | 240 | | | |
| Shuttles | 2 | | | |
| Armament | - OR - | | | |
| | FH3 | 2 F | FH2 | 3 F |
| | | 2 P | | 3 P |
| | | 2 S | | 3 S |
| | FP2 | 2 F | FP2 | 2 F |
| | - OR - | | - OR - | |
| | FH3 | 2 F | FH2 | 3 F |
| | | 2 P | | 3 P |
| | | 2 S | | 3 S |
| | FP1 | 2 F | FP1 | 2 F |
| | | 1 A | | 1 A |
| SYSTEMS | | | | |
| | S ₃ | 12 | | |
| | - OR - | | | |
| | S ₃₋ | 12 | | |
| | A ₃ | 12 | | |
| | W ₄ | 12 | | |
| | I ₂ | 10 | | |
| | B | 4 | | |
| | Q _S | 27 | | |
| | X ₄ | 3 | | |
| | C ₄ | 4 | | |
| | L ₄ | 2 | | |
| | V | 2 | | |
| | Tr | 3 | | |
| | Tb | 1 | | |
| | H | 6-7 | | |
| | Mg | 3 | | |

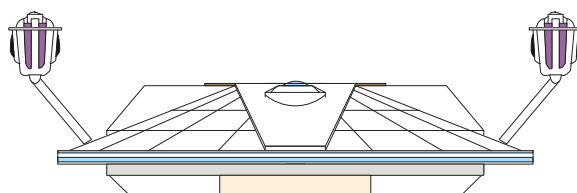
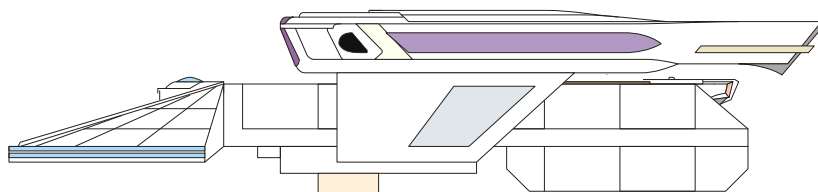
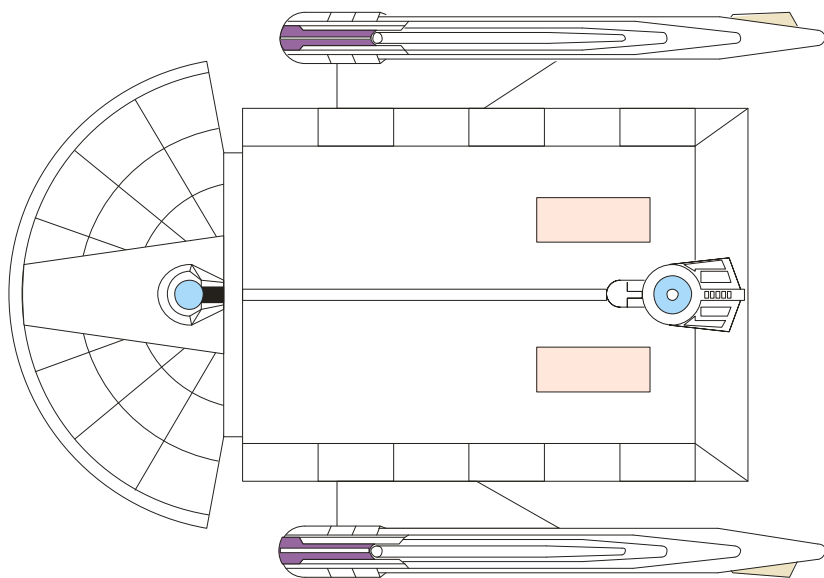
FEDERATION STARSHIPS : CIVILIAN





LAWEYA CLASS FREIGHTER

1 : 2000

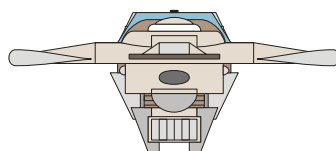
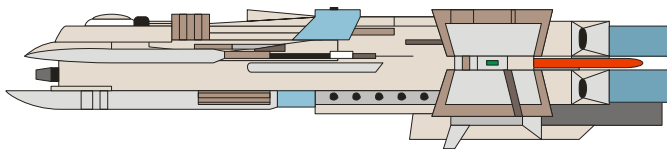
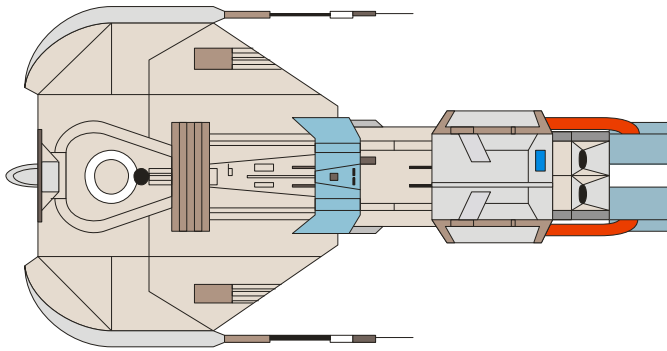


A typical large size “tramp” freighter. One of the largest independently owned ships in general use, and one of the first to be designed with linear warp drives and other advances. Its lack of any defensive armaments can be a liability in frontier areas, and private owners have been known to arm their ships.

| | Laweya | |
|-----------------|--------------------|-----|
| Size | | |
| Dimensions | 218 x 153 x 49 | |
| Hull spaces | 375 | |
| Structure | | |
| Shields | Rated 30 | |
| Superstructure | 36 | |
| Power & Speed | | |
| Warp drive | 80 GW | |
| Impulse | 30 GW | |
| Auxiliary | 2 GW | |
| Cruising speed | W 6.0 | |
| Emergency speed | W 8.0 | |
| P-W ratio | 10 : 1 | |
| Complement | 20 + 30 passengers | |
| Shuttles | 8 | |
| Armament | none | |
| SYSTEMS | S ₃ | 10 |
| | A ₃ | 12 |
| | W ₅ | 16 |
| | I ₃ | 10 |
| | B | 2 |
| | Q | 5 |
| | X ₃ | 2 |
| | C ₃ | 2 |
| | L ₃ | 1 |
| | V | 8 |
| | Tr | 4 |
| | Tb | 1 |
| | H | 270 |

MONARCH CLASS FREIGHTER

1 : 2000

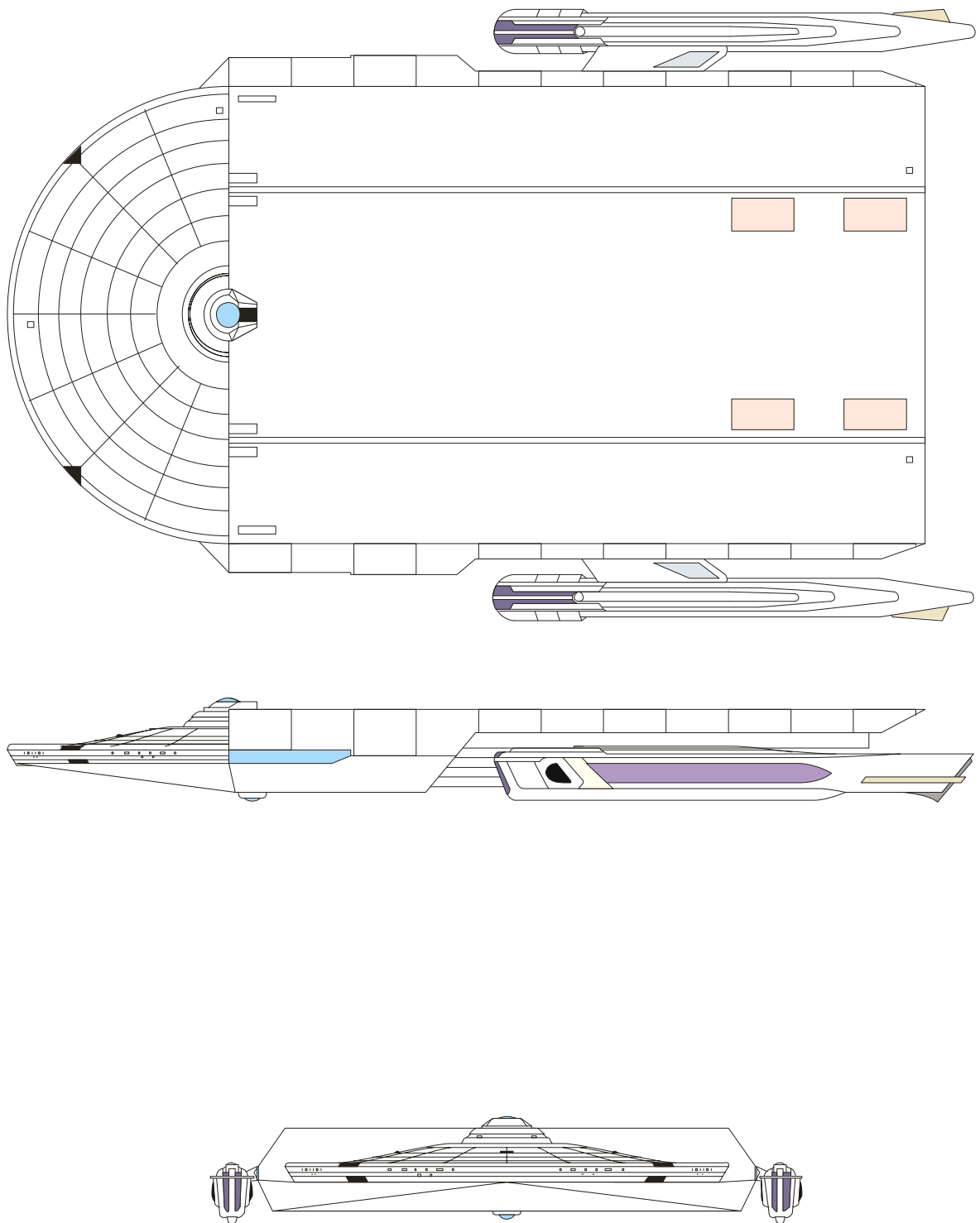


A typical medium size “tramp” freighter, based on an older Klingon design. One of the larger independently owned ships in general use, and one of the few non-starfleet cargo vessels that was designed to carry defensive armament from the outset.

| | Monarch | |
|-----------------|--------------------|------------|
| Size | | |
| Dimensions | 174 x 88 x 36 | |
| Hull spaces | 110 | |
| Structure | | |
| Shields | Rated 10 | |
| Superstructure | 15 | |
| Power & Speed | | |
| Warp drive | 24 GW | |
| Impulse | 6 GW | |
| Auxiliary | 1 GW | |
| Cruising speed | W 6.0 | |
| Emergency speed | W 7.5 | |
| P-W ratio | 3.0 : 1 | |
| Complement | 15 + 20 passengers | |
| Shuttles | 5 | |
| Armament | FH2 | 1 F 1 O |
| SYSTEMS | S ₂ | 5 |
| | A ₃ | 5 |
| | W ₄ | 6 |
| | I ₂ | 3 |
| | B | 1 |
| | Q | 3 |
| | X ₃ | 2 |
| | C ₃ | 1 |
| | L ₂ | 1 |
| | V | 5 |
| | Tr | 2 |
| | Tb | 1 |
| | H | 59 |

OVERFIELD CLASS FREIGHTER

1 : 2000

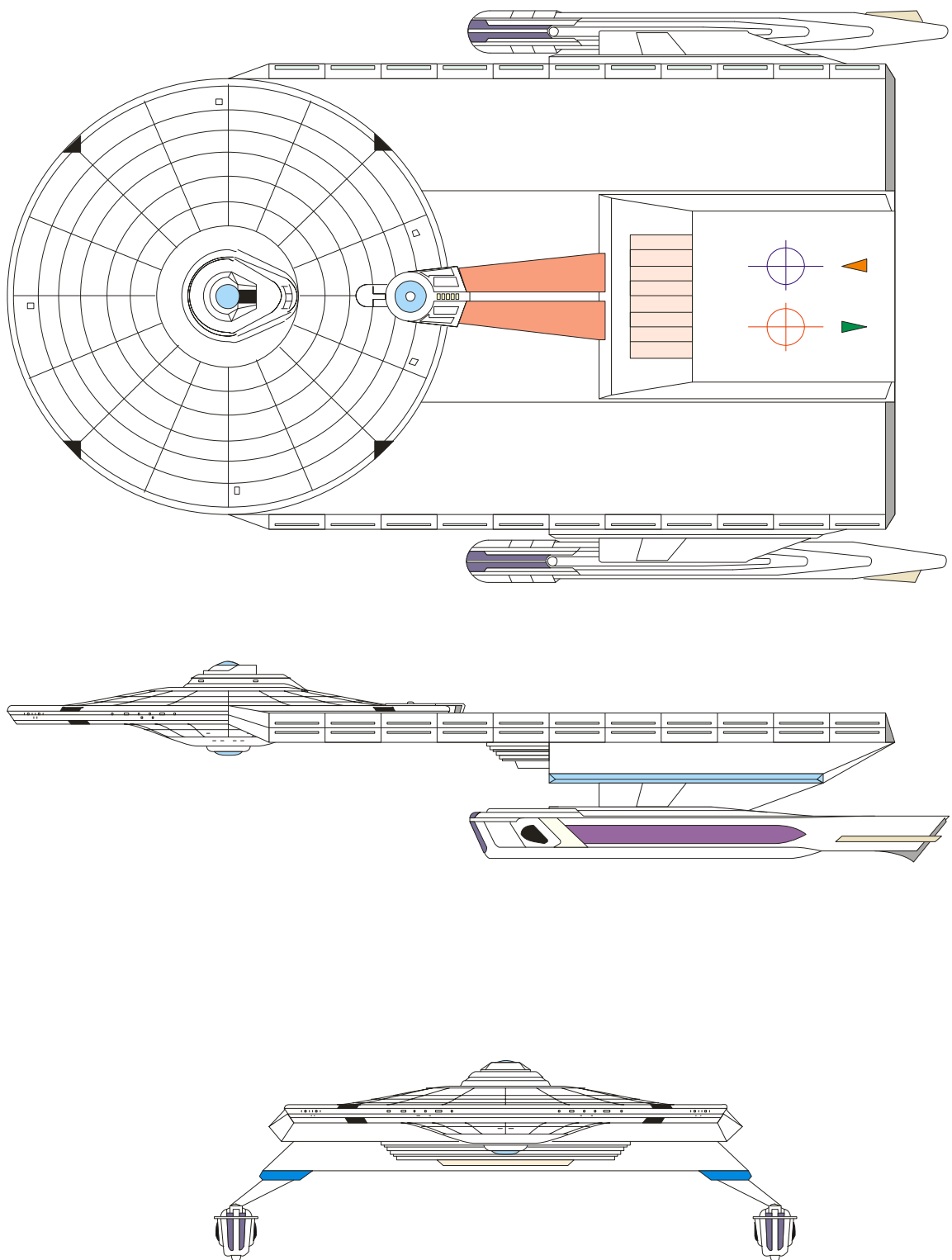


A large freighter designed for general purpose use. Somewhat slow for a ship equipped with linear warp drives, the cargo capacity of this vessel is ample, and gives it the ability to make up the difference. A popular vessel with the large Vulcan shipping families, in both versions, as their interests expand into the frontiers beyond the UFP.

| | Standard | Frontier |
|-----------------|--|--|
| Size | | |
| Dimensions | 311 x 191 x 44 | 311 x 191 x 44 |
| Hull spaces | 700 | 700 |
| Structure | | |
| Shields | Rated 30 | Rated 30 |
| Superstructure | 30 | 30 |
| Power & Speed | | |
| Warp drive | 150 GW | 150 GW |
| Impulse | 36 GW | 36 GW |
| Auxiliary | 2 GW | 2 GW |
| Cruising speed | W 6.0 | W 6.0 |
| Emergency speed | W 8.0 | W 8.0 |
| P-W ratio | 18 : 1 | 18 : 1 |
| Complement | 30 + 50 passengers | 30 + 50 passengers |
| Shuttles | 8 | 8 |
| Armament | | FH2 2 F 1 P 1 S 1 A |
| SYSTEMS | S ₃ 15 A ₃ 15 W ₅ 30 I ₃ 12 B 2 Q 8 X ₃ 2 C ₃ 2 L ₃ 1 V 8 Tr 5 Tb 2 H 538 | S ₃ 15 A ₃ 15 W ₅ 30 I ₃ 12 B 2 Q 8 X ₃ 2 C ₃ 2 L ₃ 1 V 8 Tr 5 Tb 2 H 528 |

SUNSHINE CLASS LINER

1 : 2000

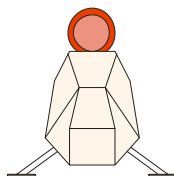
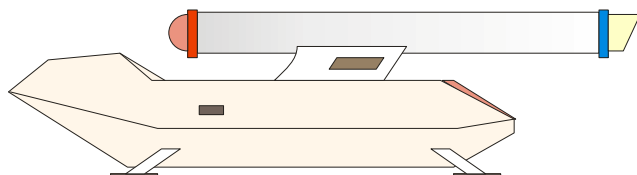
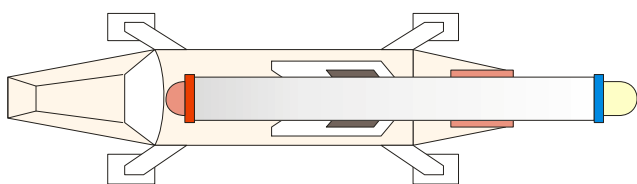


One of the largest and most luxurious passenger liners, as well as the safest. When the StarLight line decided to replace their aging fleet of Stellarford class liners, they decided to design their new ships to class 1-B starfleet standards. The result was one of the largest, fastest and safest liners ever, which yielded shipbuilding orders from all the major shipping lines. The class represents a number of firsts: first passenger ship equipped with linear warp drive, first passenger ship to carry weaponry(!), and first to operate outside of the Federation border.

| | Sunshine |
|-----------------|---|
| Size | |
| Dimensions | 304 x 186 x 72 |
| Hull spaces | 450 |
| Structure | |
| Shields | Rated 64 |
| Superstructure | 48 |
| Power & Speed | |
| Warp drive | 110 GW |
| Impulse | 36 GW |
| Auxiliary | 6 GW |
| Cruising speed | W 7.0 |
| Emergency speed | W 8.5 |
| P-W ratio | 13 : 1 |
| Complement | 300 + 2000 passengers |
| Shuttles | 16 |
| Armament | FH2+ 2 F 2 P 2 S |
| SYSTEMS | <div> <div>S₄</div> <div>24</div> </div> <div> <div>A₄</div> <div>18</div> </div> <div> <div>W₅</div> <div>22</div> </div> <div> <div>I₃</div> <div>12</div> </div> <div> <div>B</div> <div>6</div> </div> <div> <div>Q</div> <div>230</div> </div> <div> <div>X₄</div> <div>4</div> </div> <div> <div>C₄</div> <div>4</div> </div> <div> <div>L₅</div> <div>1</div> </div> <div> <div>V</div> <div>16</div> </div> <div> <div>Tr</div> <div>10</div> </div> <div> <div>Tb</div> <div>2</div> </div> <div> <div>H</div> <div>45</div> </div> |

CHAMELION CLASS SCOUT / TRADER


1 : 500




The smallest starship (as opposed to a shuttlecraft) built with standard shipboard components of its day. Designed by Cyrano Jones for his own use, the vessel has become a standard one person starship and small scout. It is possible to find versions with either deflector shields, a 2 person transporter or even armaments! Some versions have relocated the nacelle and/or have removed the landing gear to make for a narrower (7 m) ship.

| | Scout | | Trader | |
|-----------------|-----------------|---|-------------------|-----|
| Size | | | | |
| Dimensions | 41 x 11 x 12 | | 41 x 11 x 12 | |
| Hull spaces | 12 | | 12 | |
| Structure | | | | |
| Shields | Rated 8 | | Navigational only | |
| Superstructure | 8 | | 8 | |
| Power & Speed | | | | |
| Warp drive | 4 GW | | 4 GW | |
| Impulse | 2 GW | | 2 GW | |
| Auxiliary | 1 GW | | - | |
| Cruising speed | W 6.0 | | W 6.0 | |
| Emergency speed | W 7.5 | | W 7.5 | |
| P-W ratio | 0.5 : 1 | | 0.5 : 1 | |
| Complement | 3 | | 1 - 5 | |
| Shuttles | 1 small | | 0-1 small | |
| Armament | FH1 1 F+ | | | |
| SYSTEMS | S ₃ | 1 | S ₃ | - |
| | A ₃ | 1 | A ₃ | 1 |
| | W ₄ | 1 | W ₄ | 1 |
| | I ₂ | 1 | I ₂ | 1 |
| | B | 1 | | |
| | Q | 1 | Q | 1 |
| | C _{X3} | 1 | C _{X3} | 1 |
| | V _{TR} | 1 | V _{TR} | 0-1 |
| | H | 1 | H | 4-5 |

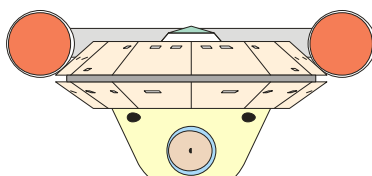
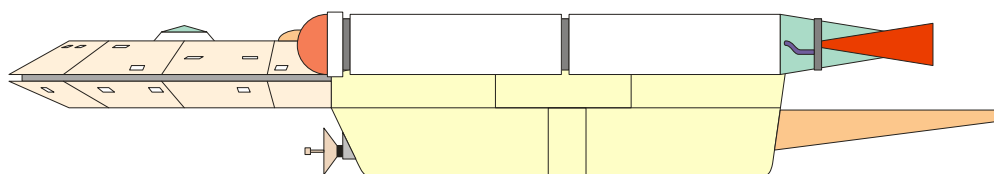
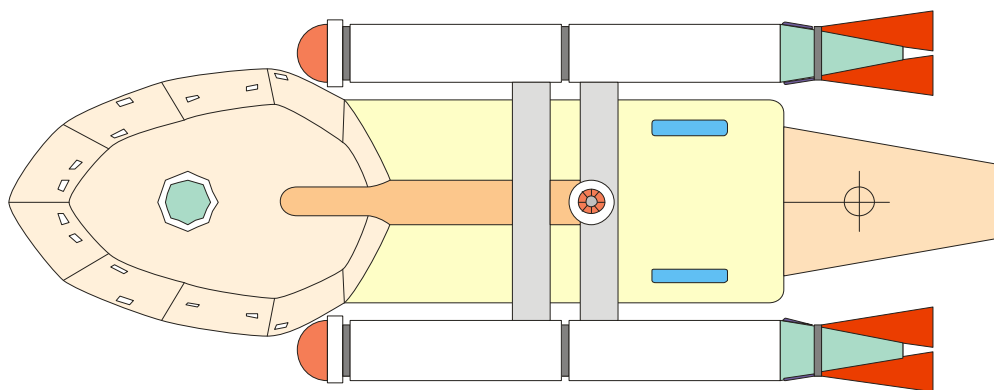
FEDERATION STARSHIPS : HISTORICAL





HORIZON CLASS HEAVY CRUISER

1 : 2000

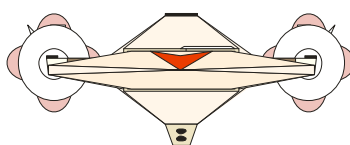
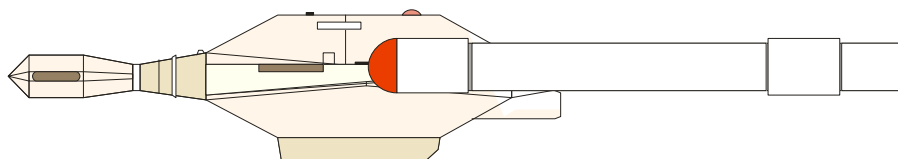
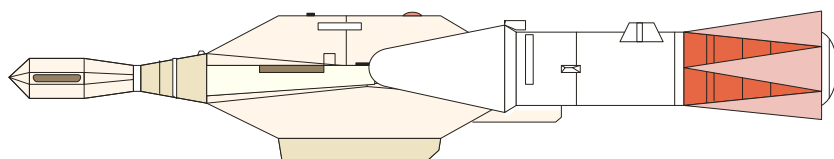
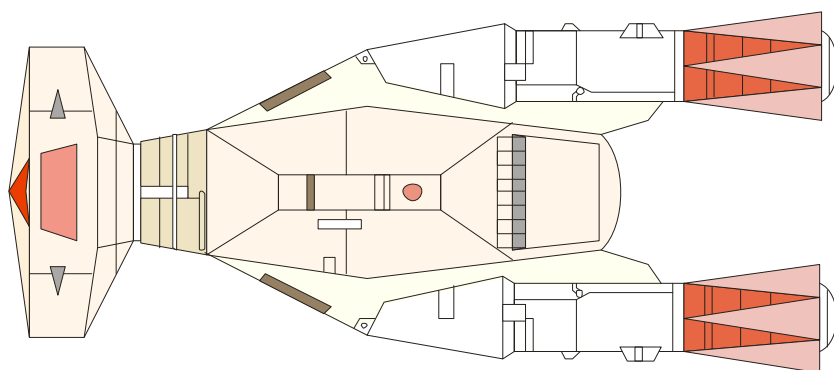


Built prior to the Romulan War, this cruiser was intended to be the most advanced ship in the fleet. Due to the advancement of technology, and the construction of a large and more powerful vessel, the Horizon was due to become the backbone of the newly formed Starfleet. This class heralded a number of firsts including integrated crews and technologies from founding member worlds.

| | Initial Configuration | | Final Configuration | |
|-----------------|-----------------------|-----|---------------------|-----|
| Size | | | | |
| Dimensions | 262 x 103 x 45 | | 262 x 103 x 45 | |
| Hull spaces | 175 | | 185 | |
| Structure | | | | |
| Shields | | | Rated 10 | |
| Armour | 20 | | 16 | |
| Superstructure | 16 | | 16 | |
| Power & Speed | | | | |
| Warp drive | 24 GW | | 35 GW | |
| Impulse | 12 GW | | 12 GW | |
| Auxiliary | 7 GW | | 7 GW | |
| Cruising speed | W 2.75 | | W 3.5 | |
| Emergency speed | W 3.5 | | W 4.5 | |
| P-W ratio | 7.0 : 1 | | 7.5 : 1 | |
| Complement | 220 | | 220 | |
| Shuttles | 5 | | 5 | |
| Armament | | | | |
| | FLC | 2 F | FLC+ | 2 F |
| | | 2 P | | 2 P |
| | | 2 S | | 2S |
| | FT1 | 2 F | | 1 A |
| | | | FA2 | 2 F |
| SYSTEMS | | | | |
| | a_2 | 12 | S_2 | 5 |
| | A_2 | 12 | a_2 | 12 |
| | W_2 | 12 | A_2 | 12 |
| | I_1 | 12 | W_{3-} | 14 |
| | B | 7 | I_{12} | 12 |
| | Q | 24 | B | 7 |
| | X_2 | 6 | Q | 24 |
| | C_2 | 4 | X_2 | 6 |
| | L_2 | 6 | C_3 | 4 |
| | V | 8 | L_2 | 6 |
| | | | V | 6 |
| | | | Tre | 1 |
| | H | 20 | Tb | 1 |
| | Mg | 2 | H | 20 |


MARSHALL CLASS DESTROYER


1 : 2000




Built just prior to the Romulan War, this light cruiser was intended to be the fastest and most powerful ship for its size in the fleet. Due to the advancement of technology, and the construction of tougher and more powerful wartime ships, she was re-designated a destroyer. The Marshall class was somewhat under-armored (for its time), and this proved to be a handicap in battle, possibly resulting in some of the combat losses.


| | Marshall | Marshall II |
|-----------------|----------------|----------------|
| Size | | |
| Dimensions | 232 x 110 x 41 | 250 x 114 x 41 |
| Hull spaces | 105 | 110 |
| Structure | | |
| Shields | | Rated 10 |
| Armour | 18 | 18 |
| Superstructure | 18 | 18 |
| Power & Speed | | |
| Warp drive | 16 GW | 24 GW |
| Impulse | 7 GW | 10 GW |
| Auxiliary | 4 GW | 3 GW |
| Cruising speed | W 3.0 | W 4.5 |
| Emergency speed | W 4.0 | W 5.5 |
| P-W ratio | 4.0 : 1 | 4.5 : 1 |
| Complement | 140 | 140 |
| Shuttles | 5 | 5 |
| Armament | | |
| | FLB 2 F | FLB+ 2 F |
| | 1 P | 1 P |
| | 1 S | 1 S |
| | FT3 2 F | 1 A |
| | | FAC2 2 F |
| SYSTEMS | | |
| | a_2 9 | S_2 5 |
| | A_2 9 | a_2 9 |
| | W_2 8 | A_2 9 |
| | I_1 7 | W_3 8 |
| | B 4 | I_2 5 |
| | Q 16 | B 3 |
| | X_2 2 | Q 16 |
| | C_2 3 | X_2 2 |
| | L_2 1 | C_3 3 |
| | V 4 | L_2 1 |
| | | V 3 |
| | | Tre 1 |
| | | Tb 1 |
| | H 10 | H 10 |
| | Mg 2 | |







PRE-FEDERATION STARSHIPS : HISTORICAL







PRE-FEDERATION STARSHIPS : HISTORICAL









MESSIER CLASS LIGHT CRUISER

1 : 2000

